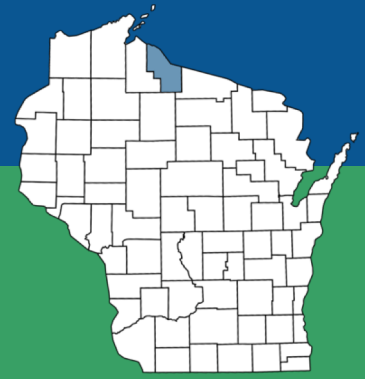
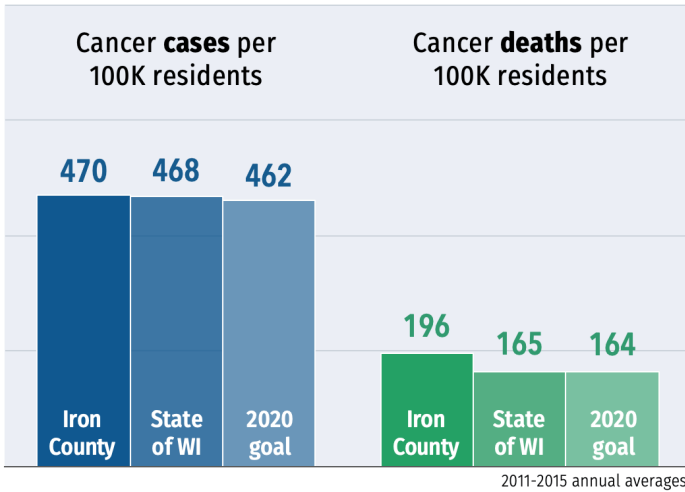


# Cancer in Iron County

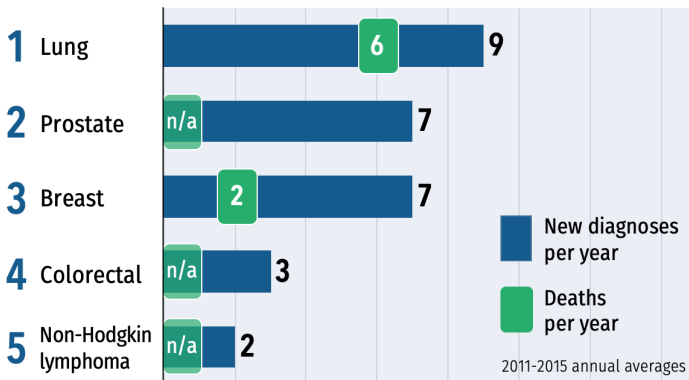


County population (2016):	<b>5,726</b>	State: 5.78 million
Percent rural:	<b>68 %</b>	State: 30 %
Percent racial minorities:	<b>5 %</b>	State: 18 %
Poverty rate:	<b>14 %</b>	State: 12 %

## Iron County cancer stats



## County's 5 most common cancers



## How Iron ranks among other counties

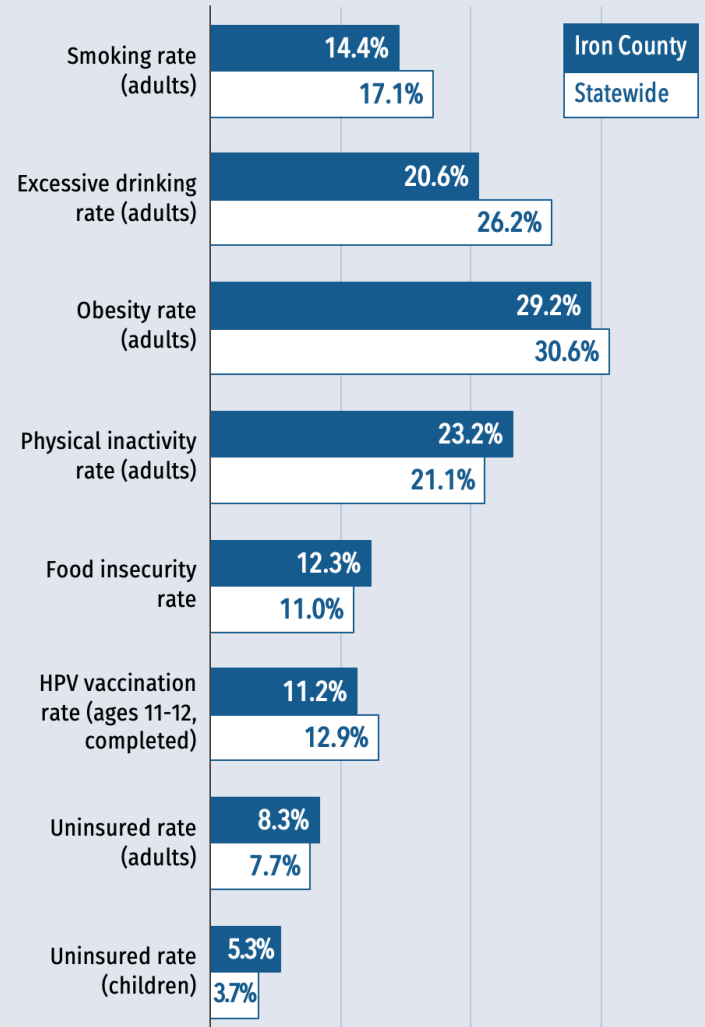
1st rank indicates the county with the highest 2011-2015 cancer rate

	All cancers	Lung	Prostate	Breast	Colorectal	HPV-related
New cases	28 <sup>th</sup> (72)	15 <sup>th</sup> (72)	16 <sup>th</sup> (71)	48 <sup>th</sup> (72)	69 <sup>th</sup> (71)	1 <sup>st</sup> (69)
Deaths	7 <sup>th</sup> (72)	21 <sup>st</sup> (71)	--	1 <sup>st</sup> (65)	--	--

Number in parentheses indicates number of Wisconsin's 72 counties that have sufficient data to be ranked for each measure.

## What affects cancer outcomes in Iron County?

A snapshot of social determinants and behaviors that can increase or decrease cancer risk



See reverse for more data & sources ▶



Comprehensive Cancer Control Program

# Cancer data profile for Iron County & Wisconsin

		Iron County	State of WI	Source
<b>Cancer statistics</b>	New cancer diagnoses per year	55	31,773	2011-15 annual average, WI Cancer Reporting System
	Cancer incidence rate (diagnoses per 100k residents)	<b>470</b>	468	2011-15 annual average, age-adjusted, WI Cancer Reporting System
	Cancer deaths per year	25	11,420	2011-15 annual average, WI Cancer Reporting System
	Cancer death rate (deaths per 100k residents)	<b>196</b>	165	2011-15 annual average, age-adjusted, WI Cancer Reporting System
	Lung cancer incidence rate (per 100k residents)	<b>69.5</b>	60.0	2011-15 annual average, age-adjusted, WI Cancer Reporting System
	Breast cancer incidence rate (per 100k women)	<b>118.6</b>	129.7	2011-15 annual average, age-adjusted, WI Cancer Reporting System
	Prostate cancer incidence rate (per 100k men)	<b>118.3</b>	111.6	2011-15 annual average, age-adjusted, WI Cancer Reporting System
	Colorectal cancer incidence rate (per 100k residents)	22.6*	37.6	2011-15 annual average, age-adjusted, WI Cancer Reporting System
	HPV-related cancer incidence rate (per 100k residents)	<b>22.9</b>	11.2	2011-15 annual average, age-adjusted, WI Cancer Reporting System
	Lung cancer death rate (per 100k residents)	<b>48.7</b>	43.0	2011-15 annual average, age-adjusted, WI Cancer Reporting System
	Breast cancer death rate (per 100k women)	38.7*	20.0	2011-15 annual average, age-adjusted, WI Cancer Reporting System
	Prostate cancer death rate (per 100k men)	-	21.2	2011-15 annual average, age-adjusted, WI Cancer Reporting System
Colorectal cancer death rate (per 100k residents)	-	13.7	2011-15 annual average, age-adjusted, WI Cancer Reporting System	
<b>Behaviors &amp; healthcare</b>	Adult smoking rate	<b>14.4%</b>	17.1%	2016 Behavioral Risk Factor Surveillance System
	Adult excessive drinking rate (report binge or heaving drinking)	<b>20.6%</b>	26.2%	2016 Behavioral Risk Factor Surveillance System
	Adult inactivity rate (report no leisure-time physical activity)	<b>23.2%</b>	21.1%	2014 Center for Disease Control & Prevention, Diabetes Interactive Atlas
	Adult obesity rate	<b>29.2%</b>	30.6%	2014 Center for Disease Control & Prevention, Diabetes Interactive Atlas
	Primary care physicians per 10k residents	<b>7.0</b>	8.0	2015 Area Health Resource File / American Medical Association
	Colorectal screening rate (FOBT last 2 yrs or colorectal endoscopy ever)	n/a	79.6%	2016 Behavioral Risk Factor Surveillance System
	Mammogram rate (last 2 yrs, age 40+)	n/a	75.7%	2016 Behavioral Risk Factor Surveillance System
	Pap test rate (last 3 yrs, age 18+ with no hysterectomy)	n/a	73.8%	2016 Behavioral Risk Factor Surveillance System
	HPV vaccination rate: Boys ages 11-12, completed	-	12.0%	2017 Wisconsin Immunization Registry
	HPV vaccination rate: Girls ages 11-12, completed	-	14.0%	2017 Wisconsin Immunization Registry
	HPV vaccination rate: Boys ages 13-17, completed	<b>36.8%</b>	34.9%	2017 Wisconsin Immunization Registry
	HPV vaccination rate: Girls ages 13-17, completed	<b>42.3%</b>	42.4%	2017 Wisconsin Immunization Registry
<b>Population demographics</b>	Population	5,726	5,778,708	2016 U.S. Census Population Estimates
	Rural percentage	67.8%	29.8%	2010 U.S. Census Population Estimates
	Age 65+ percentage	30.1%	16.1%	2016 U.S. Census Population Estimates
	High school graduation rate	n/a	88.4%	2014-2015 ED Facts
	Some college (percentage of ages 25-44)	<b>66.2%</b>	68.2%	2012-2016 five-year estimate; American Community Survey
	Minorities percentage (all groups except non-Hispanic white)	4.5%	18.3%	2016 U.S. Census Population Estimates
	Hispanic percentage	1.4%	6.7%	2016 U.S. Census Population Estimates
	African-American percentage	0.2%	6.3%	2016 U.S. Census Population Estimates
	Asian percentage	0.3%	2.8%	2016 U.S. Census Population Estimates
	American Indian percentage	1.2%	1.1%	2016 U.S. Census Population Estimates
<b>Social &amp; economic factors</b>	Median income	<b>\$41,597</b>	\$56,808	2016 Small Area Income & Poverty Estimates
	Unemployment rate	<b>7.7%</b>	4.1%	2016 Bureau of Labor Statistics
	Poverty rate	<b>14.4%</b>	11.8%	2016 Small Area Income & Poverty Estimates
	Children in poverty	<b>20.2%</b>	15.7%	2016 Small Area Income & Poverty Estimates
	Children in single-parent homes	<b>34.7%</b>	31.5%	2012-2016 five-year estimate; American Community Survey
	Food insecurity (percentage without a reliable food source in past yr)	<b>12.3%</b>	11.0%	2015 Map the Meal Gap
	Uninsured adult rate	<b>8.3%</b>	7.7%	2016 Small Area Income & Poverty Estimates
	Uninsured youth rate	<b>5.3%</b>	3.7%	2016 Small Area Income & Poverty Estimates
	Violent crimes per 100k residents	<b>239</b>	281	2012-2014 Uniform Crime Reporting; FBI
	Air pollution rating (PM2.5 rate)	<b>7.3</b>	9.3	2012 Environmental Public Health Tracking Network

- Data not reportable due to less than 10 cases

\* Five-year rate unstable due to less than 20 cases

n/a - Not available at county level

**Red** = County stat is worse than state average

**Blue** = County stat is better than state average