

2022 Behavioral Risk Factor Surveillance System Wisconsin Cancer Survivorship Report

A REPORT BY THE WISCONSIN CANCER
COLLABORATIVE

Summer 2024



ACKNOWLEDGEMENTS

The Wisconsin Cancer Collaborative would like to thank Carlie Malone, research scientist/BRFSS project director at the Wisconsin Department of Health Services for her review, and Sydney Hocker, public health educator at the Wisconsin Department of Health Services for her design support.

For questions about this report, please contact the Wisconsin Cancer Collaborative at info@wicancer.org

Authors: Alexandria Cull Weatherer, MPH¹; Allison Antoine, MPH¹; Thomas Patrick Lawler, PhD^{2,3}; Amy Trentham-Dietz, PhD^{2,3,4}; Noelle K. LoConte, MD, FASCO^{2,3}

¹Wisconsin Cancer Collaborative; ²University of Wisconsin Carbone Cancer Center; ³University of Wisconsin School of Medicine and Public Health; ⁴Department of Population Health Sciences, University of Wisconsin-Madison

Published by the Wisconsin Cancer Collaborative, June 2024. For more information, or to view the Wisconsin Cancer Plan 2020-2030 for strategies and action steps to improve cancer survival in Wisconsin, please visit www.wicancer.org.



KEY POINTS

- In 2022, BRFSS surveyed 1,253 cancer survivors in Wisconsin about their experiences, representing a doubling of the 2020 sample size.
- An estimated 14.7% of Wisconsin adult cancer survivors have physical pain caused by their cancer or cancer treatment.
- Continued efforts are needed to improve representation from all racial groups, cancer types, LGBTQ+ populations, and other populations, so that data can better represent the survivorship experiences of all people in Wisconsin.

INTRODUCTION

The Behavioral Risk Factor Surveillance System (BRFSS) is an annual telephone survey conducted by the Centers for Disease Control and Prevention (CDC), in partnership with state health departments, to collect state-level data on chronic health conditions, health-related behaviors, risk factors, and preventive service use.² In 2020-2022, BRFSS questions about cancer survivorship were included, and this data was obtained by the Wisconsin Cancer Collaborative to monitor the needs of Wisconsin cancer survivors.^{3,4} This report is the third part of this series, limited to 2022 survey results, to monitor and assess cancer survivors' needs.

METHODS

In 2022, Wisconsin residents were interviewed (N=11,276). Wisconsin BRFSS modules included cancer survivorship-related questions asked of participants with a self-reported history of cancer. Survey participants with no cancer history (N=9,395), history limited to "other" types of skin cancer (i.e. non-melanoma skin cancers, N=386), and non-response to any of the cancer survivorship questions (N=242) were excluded from the analysis, so 1,253 cancer survivors were included in the analysis. All data in this report are presented as weighted estimates.

For more information on BRFSS methodology, please visit: https://www.cdc.gov/brfss/data_documentation/.⁵

Estimates with relative standard errors greater than 30% and confidence intervals wider than 20% should be interpreted with caution due to insufficient sample size and/or large error terms. Although the data should be interpreted with caution, they are displayed for transparency, but marked with an asterisk.

CANCER SURVIVOR DEFINED

A cancer survivor, as defined by the National Cancer Institute, is a person from the time of diagnosis until the end of life and includes those living with cancer and those free of cancer.¹

Note: These results don't include nonmelanoma skin cancers. Raw percentages were converted into weighted percentages to yield more representative results and to reflect the survey sampling.

**Estimates should be interpreted with caution due to insufficient sample size and/or large error terms.*



KEY FINDINGS

BRFFS Questions

1. Has a doctor, nurse, or other health professional ever told you had cancer? [If “yes”] [Not pictured]
2. How many different types of cancer have you had? [Figure 3]
3. At what age were you told that you had cancer? [Figure 1]
4. What most recent type of screenable cancer is it? [Figure 4]
5. Are you currently receiving treatment for cancer? [Figure 5]
6. What type of doctor provides the majority of your health care? [Figure 6]
7. Did any doctor, nurse, or other health professional ever give you a written summary of all the cancer treatments that you received? [Figure 7]
8. Have you ever received instructions from a doctor, nurse, or other health professional about where you should return or who you should see for routine cancer check-ups after completing treatment for cancer? [Figure 8]
9. [If “yes”:] Were these instructions written down or printed on paper for you? [Figure 9]
10. With your most recent diagnosis of cancer, did you have health insurance that paid for all or part of your cancer treatment? [Figure 10]
11. Were you ever denied health insurance or life insurance coverage because of your cancer? [Figure 11]
12. Did you participate in a clinical trial as part of your cancer treatment? [Figure 12]
13. Do you currently have physical pain caused by your cancer or cancer treatment? [Figure 13]
14. Would you say your pain is currently under control...? [Figure 14]

*Not all questions are displayed in order or visually in this report

FIGURE 1.

Age at Diagnosis of Cancer Among Wisconsin Adult Cancer Survivors

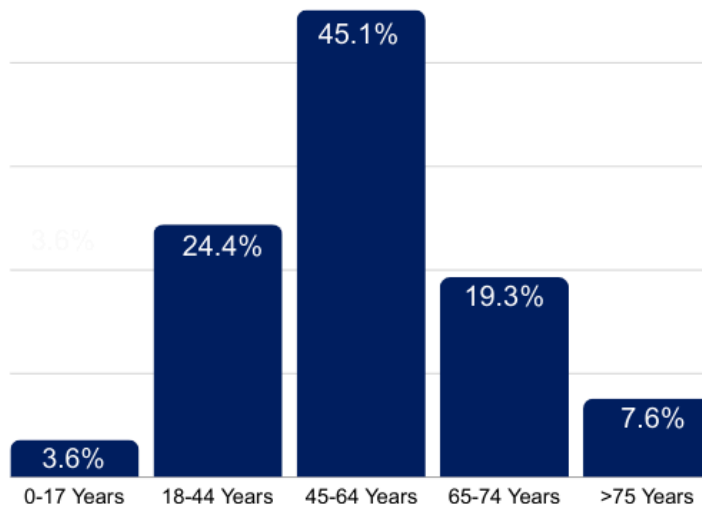


FIGURE 2.
Years Since First Cancer Diagnosis
Among Wisconsin Adult Cancer Survivors

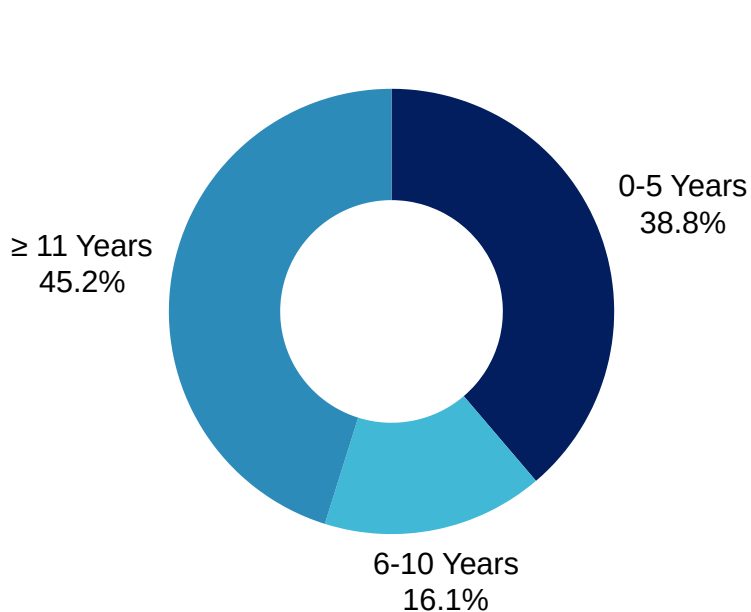


FIGURE 3.
Number of Cancer Diagnoses Among
Wisconsin Adult Cancer Survivors

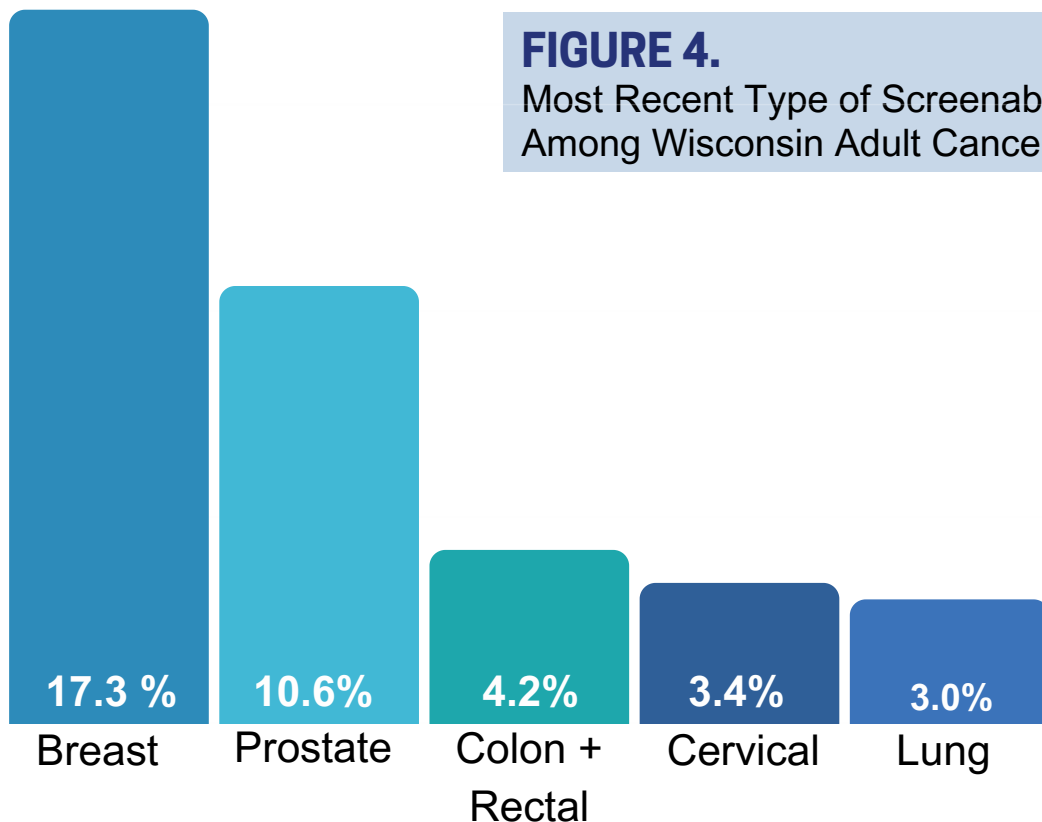
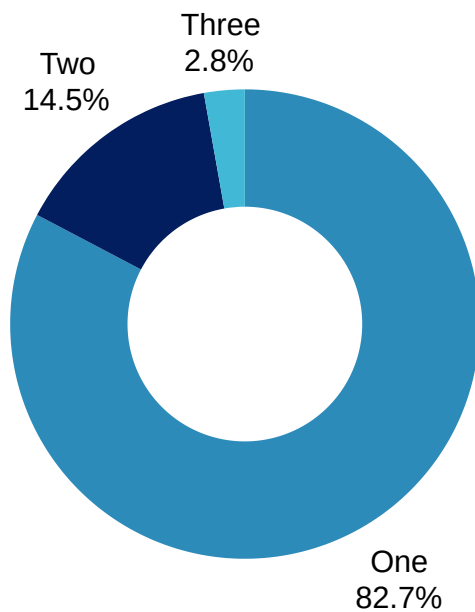


FIGURE 4.
Most Recent Type of Screenable Cancer
Among Wisconsin Adult Cancer Survivors

FIGURE 5.

Percentage of Wisconsin Adult Cancer Survivors by Treatment Status

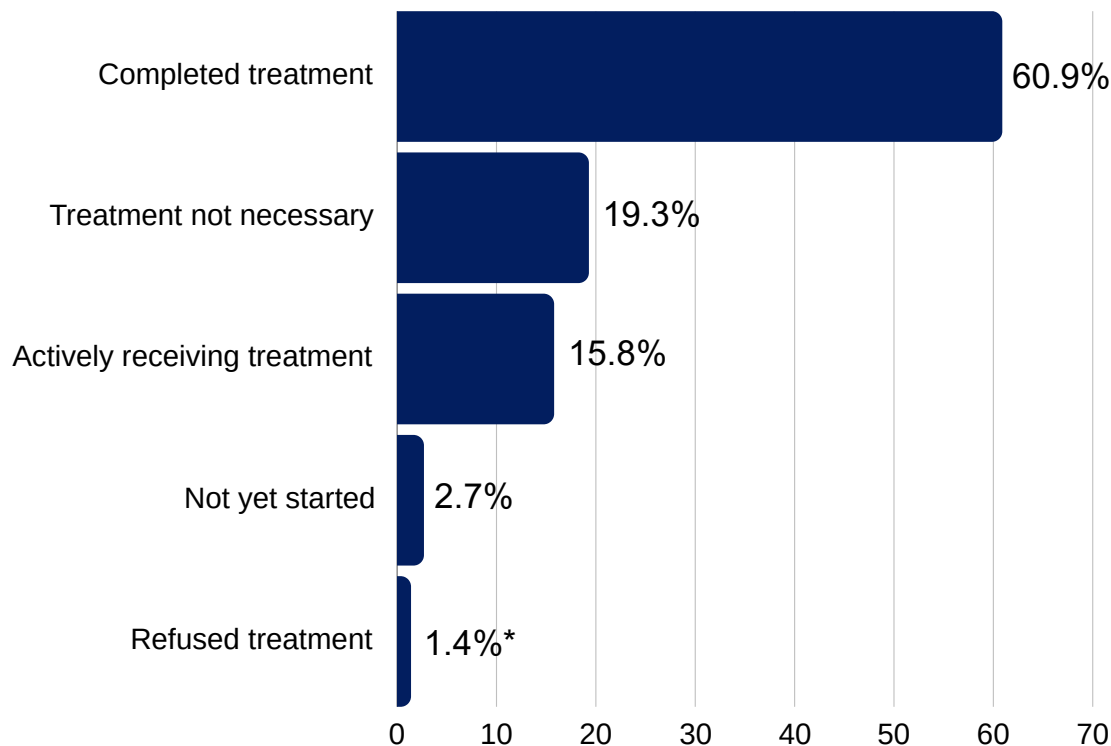


FIGURE 6.

Health Care Professional Who Provided Majority of Care

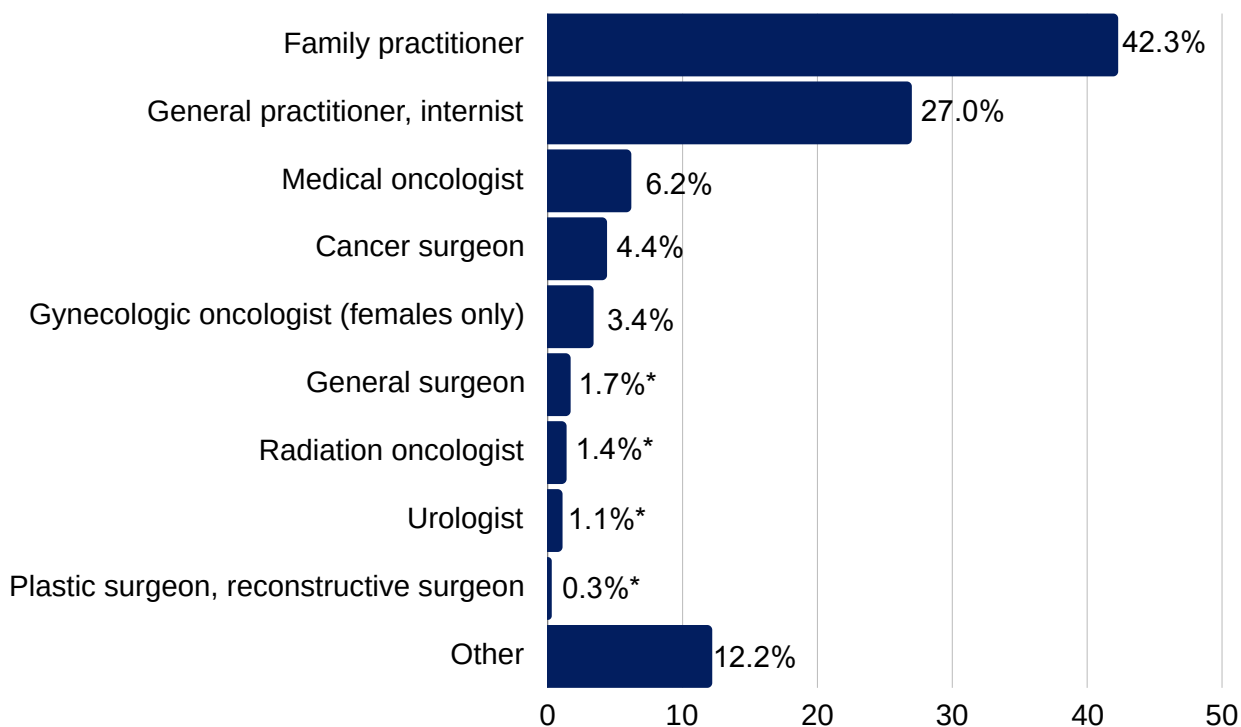


FIGURE 7.

Percentage of Wisconsin Adult Cancer Survivors Who Received a Written Treatment Summary After Completing Their Cancer Treatment

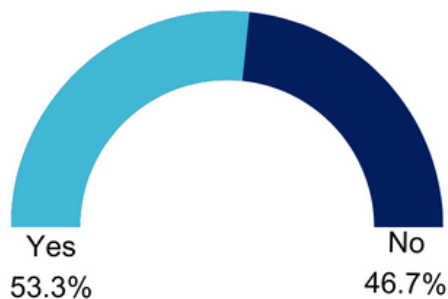


FIGURE 8.

Percentage of Wisconsin Adult Cancer Survivors Who Received Follow-Up Care Instructions After Completing Their Cancer Treatment

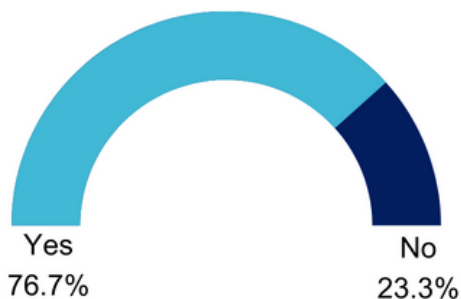


FIGURE 9.

Percentage of Wisconsin Adult Cancer Survivors Who Had Their Follow-Up Care Instructions Written Down/Printed on Paper for Them

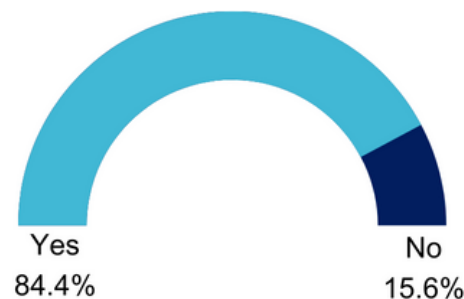


FIGURE 10.

Percentage of Wisconsin Adult Cancer Survivors Who Had Health Insurance That Paid for All or Part of Their Cancer Treatment

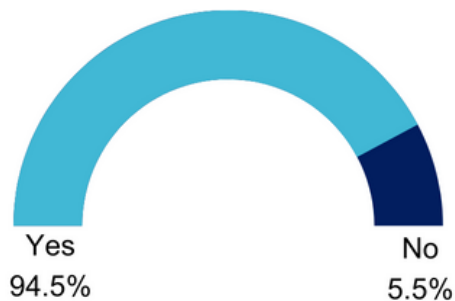


FIGURE 11.

Percentage of Wisconsin Adult Cancer Survivors Who Were Denied Health Insurance or Life Insurance Because of Their Cancer




FIGURE 12.

Percentage of Wisconsin Adult Cancer Survivors Who Participated in a Clinical Trial




FIGURE 13.

Percentage of Wisconsin Adult Cancer Survivors Who Currently Have Physical Pain Caused by Their Cancer or Cancer Treatment

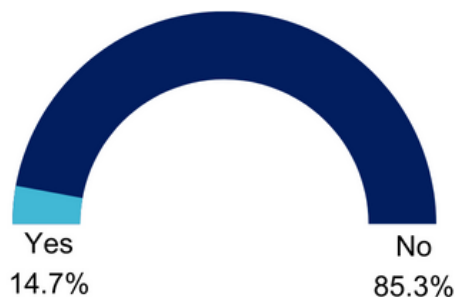
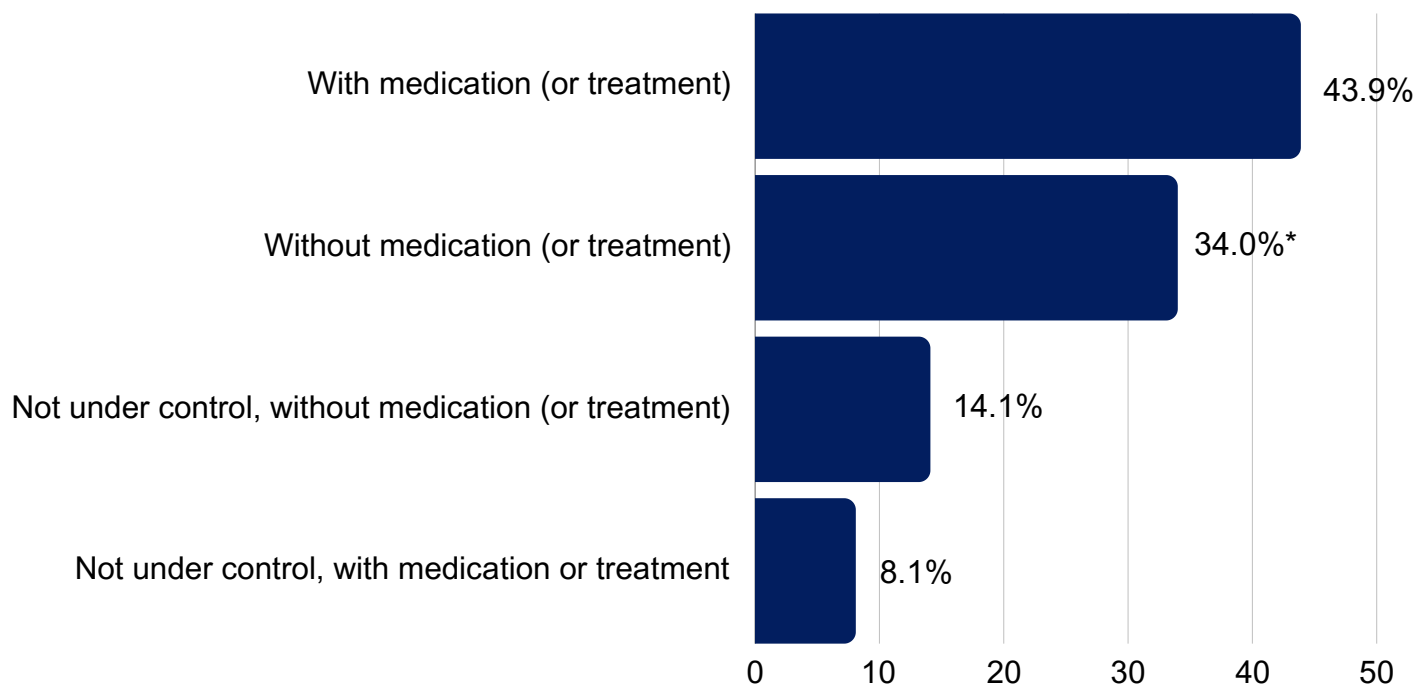


FIGURE 14.

Percentage of Wisconsin Adult Cancer Survivors Who Have Their Pain Currently Under Control



Additional tables with cancer survivor survey participant characteristics and breakdowns of responses by race and ethnicity and responses by cancer type are available in the appendices. These tables are similar to what the Wisconsin Cancer Collaborative reported in 2020 and 2021. Sample sizes were limited for race and ethnicity identities other than non-Hispanic white survivors and survivors of certain cancer types.

REFERENCES

1. National Cancer Institute. Survivorship Terms. November 17, 2022. Available at: <https://cancercontrol.cancer.gov/ocs/definitions>
2. National Center for Chronic Disease Prevention and Health Promotion, Division of Population Health. About BRFSS. May 16, 2014. Available at: <https://www.cdc.gov/brfss/about/index.htm>
3. 2020 Behavioral Risk Factor Surveillance System Wisconsin Cancer Survivorship Report. Madison, WI: University of Wisconsin Carbone Cancer Center and Wisconsin Department of Health Services; 2022. Available online at: www.wicancer.org.
4. 2021 Behavioral Risk Factor Surveillance System Wisconsin Cancer Survivorship Report. Madison, WI: University of Wisconsin Carbone Cancer Center and Wisconsin Department of Health Services; 2023. Available online at: www.wicancer.org.
5. Centers for Disease Control. Complex Sampling Weights and Preparing 2022 BRFSS Module Data for Analysis. Atlanta Georgia. July 2023. Available at: https://www.cdc.gov/brfss/annual_data/2022/pdf/Complex-Sampling-Weights-and-Preparing-Module-Data-for-Analysis-2022-508.pdf A full listing of the BRFSS questionnaire is published online at: https://www.cdc.gov/brfss/annual_data/annual_2022.html

APPENDIX 1: CANCER SURVIVOR SURVEY PARTICIPANT CHARACTERISTICS

Survey Participant characteristics	Number of Participants	Estimated/Weighted %	95% CI
Sex			
Male	555	44%	40.6-48.0%
Female	698	56%	52.0-59.4%
Race and ethnicity (NH= Non-Hispanic)			
White (NH)	1132	95%	92.6-96.3%
Black (NH)	38	2%	1.0-2.8%
American Indian/ Alaskan Native (NH)	12	1%	0.1-0.8%
Asian or Pacific Islander (NH)	2	0%	0.0-0.8%
Multiracial	9	1%	0.0-2.5%
Hispanic	18	2%	0.7-2.5%
Age at survey completion			
< 55 years	159	21%	17.7-24.7%
≥ 55 years	1094	79%	75.3-82.3%
Age at cancer diagnosis			
0-17 years	23	4%	1.6-5.6%
18-44 years	214	24%	20.7-28.1%
45-64 years	528	45%	41.2-48.9%
65-74 years	271	19%	16.4-22.2%
≥ 75 years	121	8%	5.9-9.4%
Years since cancer diagnosis			
0-5 years	427	40%	34.9-42.6%
6-10 years	205	16%	13.5-18.7%
≥ 11 years	525	45%	41.3-49.0%
Sexual orientation			
Gay/ lesbian	11	1%	0.2-1.6%
Heterosexual	1071	94%	92.1-96.0%
Bisexual	15	2%	0.6-3.0%
Other or don't know how to answer	33	3%	1.8-4.7%
Treatment status			
Active	174	16%	13.0-18.6%
Completed	751	61%	57.2-64.6%
Declined	15	1%	0.5-2.3%
Not started	35	3%	1.6-3.8%
Treatment not necessary	248	19%	16.3-22.2%

Note: Raw percentages were converted into weighted percentages to yield more representative results and to reflect the survey sampling.

**Estimates should be interpreted with caution due to insufficient sample size and /or large error terms.*



APPENDIX 2: CANCER SURVIVOR RESPONSES BY RACE AND ETHNICITY

BRFSS Survivorship Experience Survey Question	Overall Number of Participants	Overall Estimated/ Weighted %	Overall 95% CI	Number of Non-Hispanic Black Participants	Non-Hispanic Black Estimated/ Weighted %	Non-Hispanic Black 95% CI	Number of Non-Hispanic White Participants	Non-Hispanic White Estimated/ Weighted %	Non-Hispanic White 95% CI
Care Plan									
Received written treatment summary	344	53.3%	48.0-58.6%	15	87.3%	78.2-96.3%	299	51.0%	45.4-56.5%
Received follow-up care plan	546	76.7%	72.5-80.9%	15*	85.8%*	75.3-96.4%*	494	76.6%	72.1-81.1%
Insurance									
Insurance paid for all or part of treatment costs	704	94.5%	91.3-97.6%	21	100.0%	100.0-100.0%	635	95.6%	93.0-98.3%
Denied health or life insurance due to cancer	37	5.8%	3.4-8.3%	1*	1.2%*	0.0-3.8%*	35	6.3%	3.6-9.0%
Clinical trial participation	39	6.6%	3.7-9.5%	0	-	-	33	6.5%	3.4-9.7%
Pain									
Experiencing current pain secondary to cancer or treatment	148	14.7%	11.9-17.6%	11*	42.8%*	32.4-53.2%*	130	14.6%	11.5-17.6%

Note: Raw percentages were converted into weighted percentages to yield more representative results and to reflect the survey sampling.

*Estimates should be interpreted with caution due to insufficient sample size and/or large error terms.

APPENDIX 3: CANCER SURVIVOR RESPONSES BY CANCER TYPE

BRFSS Survivorship Experience Survey Question	Number of Breast Cancer Participants	Breast Estimated/ Weighted % (95% CI)	Number of Prostate Cancer Participants	Prostate Estimated/ Weighted % (95% CI)	Number of Colon/Rectal Cancer Participants	Colon/Rectal Estimated/ Weighted % (95% CI)	Number Lung Cancer Participants	Lung Estimated/ Weighted % (95% CI)	Number Other Cancer Participants	Other Cancers Estimated/ Weighted % (95% CI)
Care Plan										
Received written treatment summary	76*	56.4%* (45.0-67.9%)	42*	50.2%* (39.3-61.1%)	22*	63.1%* (49.8-76.3%)	10*	54.3%* (38.7-69.8%)	185	52.9% (45.9-59.9%)
Received follow-up care plan	114*	72.7%* (61.7-83.6%)	61*	71.9%* (61.6-82.3%)	33*	80.9% (69.8-92.0%)	17	94.6% (93.5-95.7%)	302	78.5% (73.1-84.0%)
Insurance										
Insurance paid for all or part of treatment costs	148	98.0% (95.6-100.0%)	81	96.1% (95.7-96.5%)	39	92.0% (89.3-94.7%)	19	100.0% (100.0-100.0%)	392	93.0% (88.1-97.8%)
Denied health or life insurance due to cancer	6*	5.3%* (0.1-10.5%)	3*	1.9%* (0.0-4.4%)	2	8.7% (7.7-9.7%)	0	-	26	7.0% (3.4-10.5%)
Clinical trial participation	12*	8.8%* (3.4-14.2%)	3	4.3% (2.8-5.8%)	3*	9.4% (0.0-21.5%)	2*	4.6%* (0.0-11.7%)	18*	6.4%* (2.2-10.6%)
Pain										
Experiencing current pain secondary to cancer	42	21.2% (14.0-28.4%)	12	12.2% (5.2-19.1%)	13*	32.2%* (17.3-47.1%)	7*	17.2%* (5.6-28.9%)	72	13.2% (9.5-16.8%)

Note: Raw percentages were converted into weighted percentages to yield more representative results and to reflect the survey sampling.

*Estimates should be interpreted with caution due to insufficient sample size and/or large error terms.

Suggested citation: 2022 Behavioral Risk Factor Surveillance System Wisconsin Cancer Survivorship Report. Madison, WI. University of Wisconsin Carbone Cancer Center and Wisconsin Department of Health Services; 2024; available online at: www.wicancer.org.

Funding: Funding for the Wisconsin Cancer Collaborative is provided by the Centers for Disease Control and Prevention, Wisconsin Department of Health Services, and UW Carbone Cancer Center. We acknowledge the Centers for Disease Control and Prevention, for its support of the Wisconsin staff, and the printing and distribution of the monograph under cooperative agreement DP22-2202, NU58DP007146 awarded to (WI). Its contents are solely the responsibility of the authors and do not necessarily represent the official views of CDC.

© 2024 Board of Regents of the University of Wisconsin System

