

Cancer in Wood County

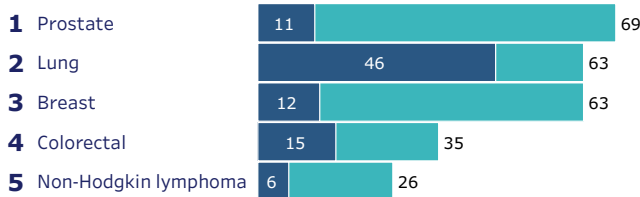
Choose a county:
Wood



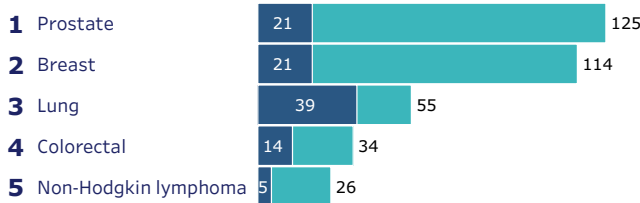
County population (2021):	74,107	State:	5.9 million
Percent rural:	37%		30%
Poverty rate:	9.4%		10.0%
Percent Hispanic:	3.4%		7.2%
Percent Black:	0.7%		6.3%
Percent Asian:	2.1%		2.8%
Percent American Indian:	0.5%		0.8%
Percent Non-Hispanic white:	93.0%		83.3%

5 most common cancers in Wood County

Deaths / Cases per year



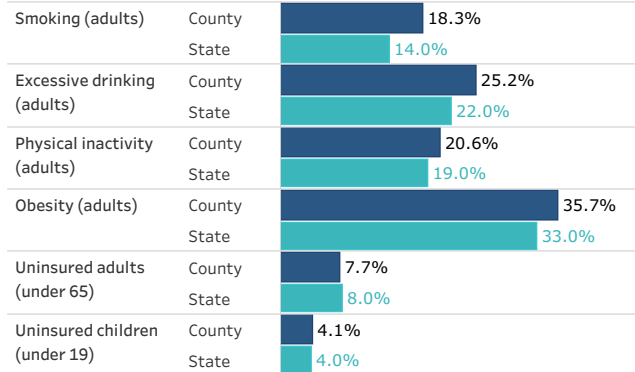
Deaths / Cases per 100,000 residents per year (age-adjusted)



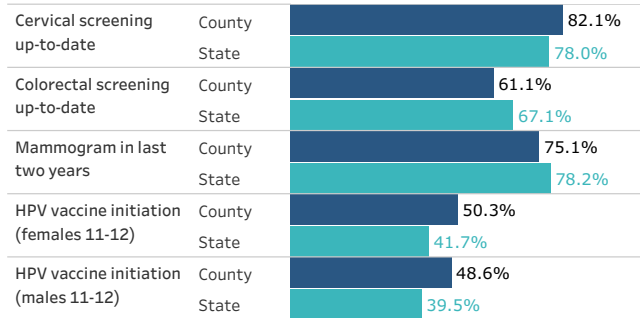
2015-2019 annual averages for cases, 2016-2020 for deaths. Missing value indicates insufficient data.

What affects cancer outcomes in Wood County?

Cancer risk factors



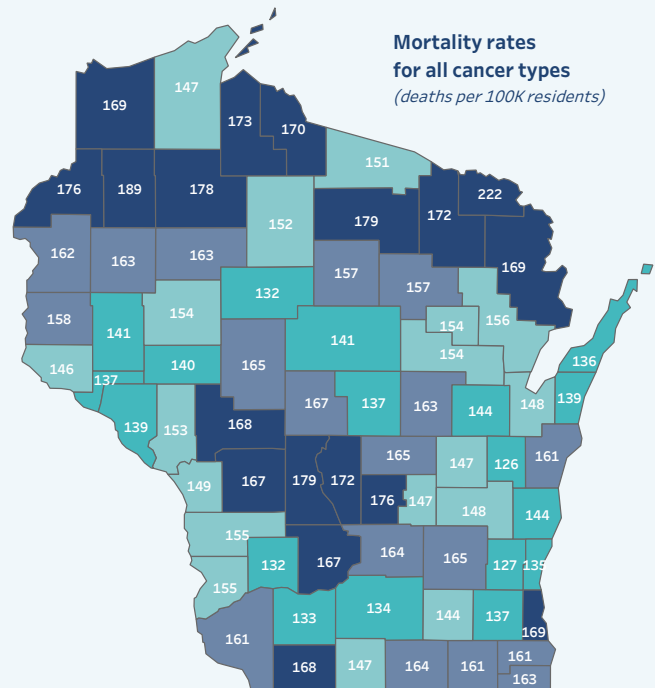
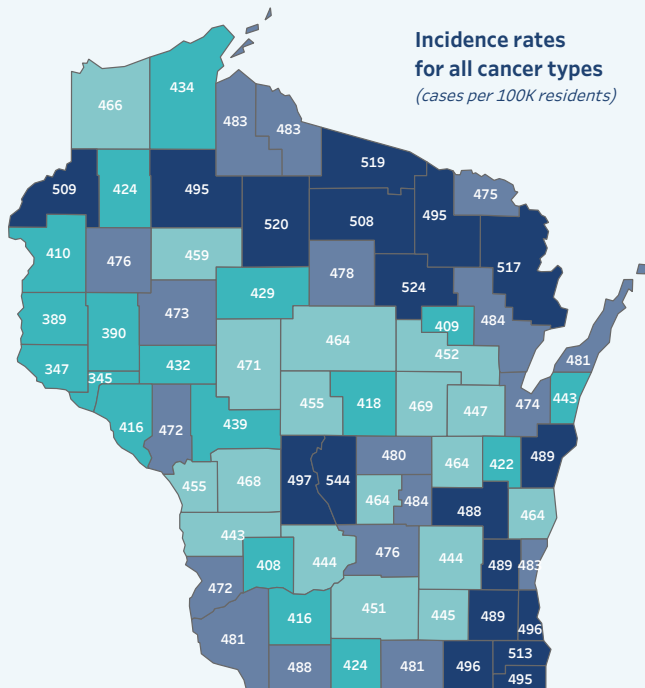
Screening and prevention



How counties compare on cancer rates

(5-year annual averages; 2015-2019 for incidence rates, 2016-2020 for mortality rates)

Legend: Highest rates (top 25%), Above state average, Below state average, Lowest rates (bottom 25%)



Cancer data profile for Wood County

	Wood County	State		
Cancer statistics	New cancer diagnoses per year	481	34,174	Wisconsin Cancer Reporting System, 2015-2019 annual average
	Cancer incidence rate (diagnoses per 100K residents)	455	471	Wisconsin Cancer Reporting System, 2015-2019 annual average
	Cancer deaths per year	191	11,487	Wisconsin Cancer Reporting System, 2016-2020 annual average
	Cancer death rate (deaths per 100K residents)	167	153	Wisconsin Cancer Reporting System, 2016-2020 annual average
	Lung cancer incidence rate (per 100K residents)	55.2	58.6	Wisconsin Cancer Reporting System, 2015-2019 annual average
	Breast cancer incidence rate (per 100K women)	114.3	135.1	Wisconsin Cancer Reporting System, 2015-2019 annual average
	Prostate cancer incidence rate (per 100K men)	124.6	118.3	Wisconsin Cancer Reporting System, 2015-2019 annual average
	Colorectal cancer incidence rate (per 100K residents)	34.0	36.3	Wisconsin Cancer Reporting System, 2015-2019 annual average
	HPV-related cancer incidence rate (per 100K residents)	10.0	11.4	U.S. Cancer Statistics, 2013-17 annual average, age-adjusted
	Lung cancer death rate (per 100K residents)	39.0	35.6	Wisconsin Cancer Reporting System, 2016-2020 annual average
	Breast cancer death rate (per 100K women)	21.3	18.4	Wisconsin Cancer Reporting System, 2016-2020 annual average
	Prostate cancer death rate (per 100K men)	21.4	20.8	Wisconsin Cancer Reporting System, 2016-2020 annual average
	Colorectal cancer death rate (per 100K residents)	13.9	12.1	Wisconsin Cancer Reporting System, 2016-2020 annual average
Behaviors & health care	Adult smoking rate	18.3%	15.4%	2019 Behavioral Risk Factor Surveillance System, CDC
	Adult excessive drinking rate	25.2%	23.6%	2019 Behavioral Risk Factor Surveillance System, CDC
	Adult inactivity rate	20.6%	23.2%	2018 U.S. Diabetes Surveillance System
	Adult obesity rate	35.7%	34.2%	2018 U.S. Diabetes Surveillance System
	Population per Primary Care Physician	680	1,240	County Health Rankings, 2023
	Mammogram in past two years (age 50-74)	75.1%	78.0%	U.S. Cancer Statistics, BRFSS 2020
	Cervical cancer screening up-to-date (age 21-64)	82.1%	67.1%	U.S. Cancer Statistics, BRFSS 2020
	Colorectal cancer screening up-to-date (age 50-75)	61.1%	78.2%	U.S. Cancer Statistics, BRFSS 2020
	HPV vaccine initiation (males 11-12)	48.6%	39.5%	Wisconsin Immunization Registry, 2021
	HPV vaccine initiation (females 11-12)	50.3%	41.7%	Wisconsin Immunization Registry, 2021
	HPV vaccine initiation (males 13-17)	63.7%	62.5%	Wisconsin Immunization Registry, 2021
	HPV vaccine initiation (females 13-17)	66.3%	64.8%	Wisconsin Immunization Registry, 2021
	Population demographics	Population	74,107	5,895,908
High school graduation rate		93%	93%	County Health Rankings 2023
Age 65+ percentage		20%	18%	U.S. Census American Community Survey 5-Year Estimates, 2021
Rural percentage		37%	30%	Census of Population and Housing: Wisconsin, 2010
Hispanic percentage		3.4%	7.2%	U.S. Census American Community Survey 5-Year Estimates, 2021
Black percentage		0.7%	6.3%	U.S. Census American Community Survey 5-Year Estimates, 2021
Asian percentage		2.1%	2.8%	U.S. Census American Community Survey 5-Year Estimates, 2021
American Indian percentage		0.5%	0.8%	U.S. Census American Community Survey 5-Year Estimates, 2021
Non-Hispanic white percentage		93.0%	83.3%	U.S. Census American Community Survey 5-Year Estimates, 2021
Social & economic factors	Median household income	\$55,946	\$67,150	U.S. Census Small Area Income and Poverty Estimates, 2020
	Children in poverty	14.5%	13.6%	U.S. Census Small Area Income and Poverty Estimates, 2021
	Food insecurity rate (adults)	9.4%	7.2%	Feeding America's Map of Meal Gap, 2020
	Households without broadband internet	14.0%	14.0%	County Health Rankings 2023
	Poverty rate	9.4%	10.0%	U.S. Census Small Area Income and Poverty Estimates, 2020
	Unemployment rate	4.4%	3.8%	Bureau of Labor Statistics, 2021
	Uninsured adult rate (under 65)	7.7%	7.8%	Small Area Health Insurance Estimates, 2020
	Uninsured youth rate (under 19)	4.1%	4.4%	Small Area Health Insurance Estimates, 2020
	Within 1/2 mile distance of parks	43.3%	81.8%	Wisconsin Environmental Public Health Tracking Program, 2020
	Alcohol outlet density (per 500 residents)	1.45	1.45	Wisconsin Environmental Public Health Tracking Program, 2020-2021
	Radon (pre-mitigation mean in tested buildings)	4.0	5.2	Environmental Public Health Tracking Network, 2014

A missing value indicates insufficient data.