

Cancer in Vernon County

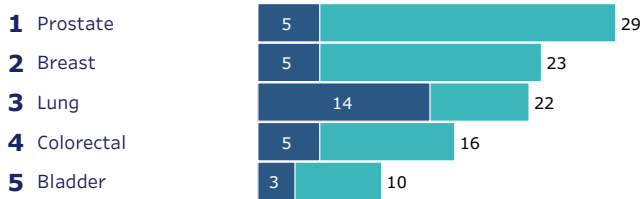
Choose a county:
Vernon



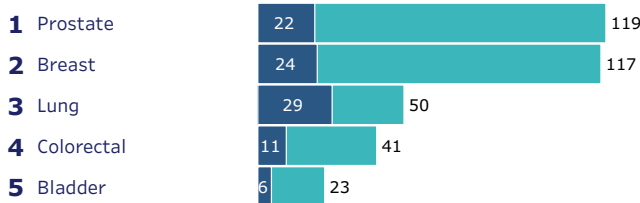
| | | | |
|-----------------------------|---------------|--------|--------------------|
| County population (2021): | 30,719 | State: | 5.9 million |
| Percent rural: | 86% | | 30% |
| Poverty rate: | 11.9% | | 10.0% |
| | | | |
| Percent Hispanic: | 1.7% | | 7.2% |
| Percent Black: | 0.2% | | 6.3% |
| Percent Asian: | 0.3% | | 2.8% |
| Percent American Indian: | 0.1% | | 0.8% |
| Percent Non-Hispanic white: | 96.0% | | 83.3% |

5 most common cancers in Vernon County

Deaths / Cases per year



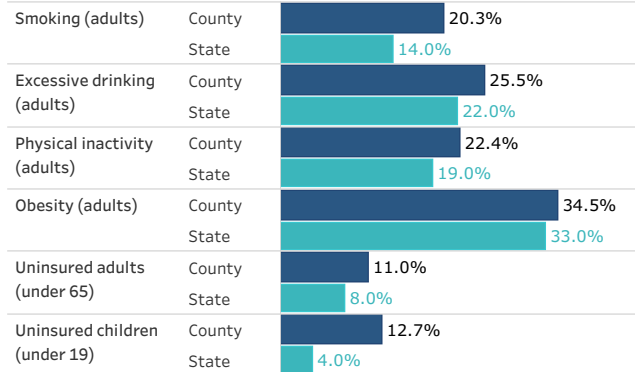
Deaths / Cases per 100,000 residents per year (age-adjusted)



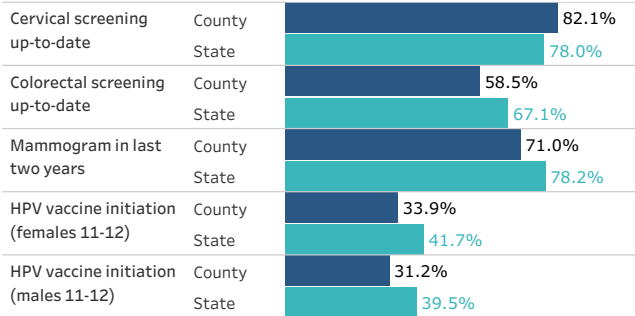
2015-2019 annual averages for cases, 2016-2020 for deaths. Missing value indicates insufficient data.

What affects cancer outcomes in Vernon County?

Cancer risk factors

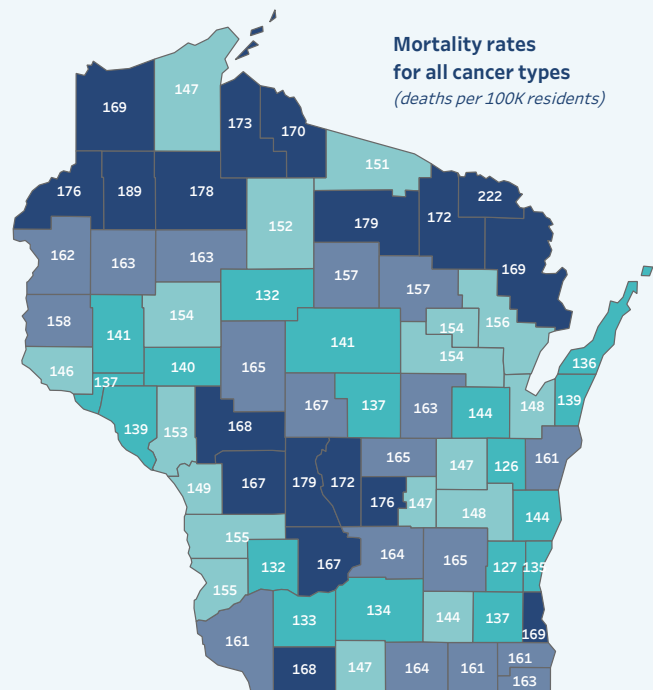


Screening and prevention



How counties compare on cancer rates

(5-year annual averages; 2015-2019 for incidence rates, 2016-2020 for mortality rates)



Cancer data profile for Vernon County

| | Vernon County | State | | |
|--|--|--------------------|-----------|---|
| Cancer statistics | New cancer diagnoses per year | 189 | 34,174 | Wisconsin Cancer Reporting System, 2015-2019 annual average |
| | Cancer incidence rate (diagnoses per 100K residents) | 443 | 471 | Wisconsin Cancer Reporting System, 2015-2019 annual average |
| | Cancer deaths per year | 69 | 11,487 | Wisconsin Cancer Reporting System, 2016-2020 annual average |
| | Cancer death rate (deaths per 100K residents) | 155 | 153 | Wisconsin Cancer Reporting System, 2016-2020 annual average |
| | Lung cancer incidence rate (per 100K residents) | 50.0 | 58.6 | Wisconsin Cancer Reporting System, 2015-2019 annual average |
| | Breast cancer incidence rate (per 100K women) | 116.9 | 135.1 | Wisconsin Cancer Reporting System, 2015-2019 annual average |
| | Prostate cancer incidence rate (per 100K men) | 118.6 | 118.3 | Wisconsin Cancer Reporting System, 2015-2019 annual average |
| | Colorectal cancer incidence rate (per 100K residents) | 40.7 | 36.3 | Wisconsin Cancer Reporting System, 2015-2019 annual average |
| | HPV-related cancer incidence rate (per 100K residents) | 13.5 | 11.4 | U.S. Cancer Statistics, 2013-17 annual average, age-adjusted |
| | Lung cancer death rate (per 100K residents) | 29.2 | 35.6 | Wisconsin Cancer Reporting System, 2016-2020 annual average |
| | Breast cancer death rate (per 100K women) | 23.5 | 18.4 | Wisconsin Cancer Reporting System, 2016-2020 annual average |
| | Prostate cancer death rate (per 100K men) | 22.2 | 20.8 | Wisconsin Cancer Reporting System, 2016-2020 annual average |
| | Colorectal cancer death rate (per 100K residents) | 11.2 | 12.1 | Wisconsin Cancer Reporting System, 2016-2020 annual average |
| | Behaviors & health care | Adult smoking rate | 20.3% | 15.4% |
| Adult excessive drinking rate | | 25.5% | 23.6% | 2019 Behavioral Risk Factor Surveillance System, CDC |
| Adult inactivity rate | | 22.4% | 23.2% | 2018 U.S. Diabetes Surveillance System |
| Adult obesity rate | | 34.5% | 34.2% | 2018 U.S. Diabetes Surveillance System |
| Population per Primary Care Physician | | 1,000 | 1,240 | County Health Rankings, 2023 |
| Mammogram in past two years (age 50-74) | | 71.0% | 78.0% | U.S. Cancer Statistics, BRFSS 2020 |
| Cervical cancer screening up-to-date (age 21-64) | | 82.1% | 67.1% | U.S. Cancer Statistics, BRFSS 2020 |
| Colorectal cancer screening up-to-date (age 50-75) | | 58.5% | 78.2% | U.S. Cancer Statistics, BRFSS 2020 |
| HPV vaccine initiation (males 11-12) | | 31.2% | 39.5% | Wisconsin Immunization Registry, 2021 |
| HPV vaccine initiation (females 11-12) | | 33.9% | 41.7% | Wisconsin Immunization Registry, 2021 |
| HPV vaccine initiation (males 13-17) | | 49.8% | 62.5% | Wisconsin Immunization Registry, 2021 |
| HPV vaccine initiation (females 13-17) | | 48.8% | 64.8% | Wisconsin Immunization Registry, 2021 |
| Population demographics | Population | 30,719 | 5,895,908 | U.S. Census American Community Survey 5-Year Estimates, 2021 |
| | High school graduation rate | 90% | 93% | County Health Rankings 2023 |
| | Age 65+ percentage | 19% | 18% | U.S. Census American Community Survey 5-Year Estimates, 2021 |
| | Rural percentage | 86% | 30% | Census of Population and Housing: Wisconsin, 2010 |
| | Hispanic percentage | 1.7% | 7.2% | U.S. Census American Community Survey 5-Year Estimates, 2021 |
| | Black percentage | 0.2% | 6.3% | U.S. Census American Community Survey 5-Year Estimates, 2021 |
| | Asian percentage | 0.3% | 2.8% | U.S. Census American Community Survey 5-Year Estimates, 2021 |
| | American Indian percentage | 0.1% | 0.8% | U.S. Census American Community Survey 5-Year Estimates, 2021 |
| | Non-Hispanic white percentage | 96.0% | 83.3% | U.S. Census American Community Survey 5-Year Estimates, 2021 |
| Social & economic factors | Median household income | \$60,041 | \$67,150 | U.S. Census Small Area Income and Poverty Estimates, 2020 |
| | Children in poverty | 22.8% | 13.6% | U.S. Census Small Area Income and Poverty Estimates, 2021 |
| | Food insecurity rate (adults) | 9.4% | 7.2% | Feeding America's Map of Meal Gap, 2020 |
| | Households without broadband internet | 23.0% | 14.0% | County Health Rankings 2023 |
| | Poverty rate | 11.9% | 10.0% | U.S. Census Small Area Income and Poverty Estimates, 2020 |
| | Unemployment rate | 3.2% | 3.8% | Bureau of Labor Statistics, 2021 |
| | Uninsured adult rate (under 65) | 11.0% | 7.8% | Small Area Health Insurance Estimates, 2020 |
| | Uninsured youth rate (under 19) | 12.7% | 4.4% | Small Area Health Insurance Estimates, 2020 |
| | Within 1/2 mile distance of parks | 16.6% | 81.8% | Wisconsin Environmental Public Health Tracking Program, 2020 |
| | Alcohol outlet density (per 500 residents) | 1.55 | 1.45 | Wisconsin Environmental Public Health Tracking Program, 2020-2021 |
| | Radon (pre-mitigation mean in tested buildings) | 7.9 | 5.2 | Environmental Public Health Tracking Network, 2014 |

A missing value indicates insufficient data.