

Cancer in Trempealeau County

Choose a county:
Trempealeau



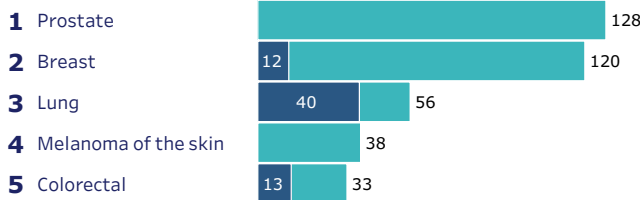
County population (2021):	30,504	State:	5.9 million
Percent rural:	90%		30%
Poverty rate:	7.3%		10.0%
Percent Hispanic:	9.1%		7.2%
Percent Black:	0.5%		6.3%
Percent Asian:	0.4%		2.8%
Percent American Indian:	0.3%		0.8%
Percent Non-Hispanic white:	92.3%		83.3%

5 most common cancers in Trempealeau County

Deaths / Cases per year



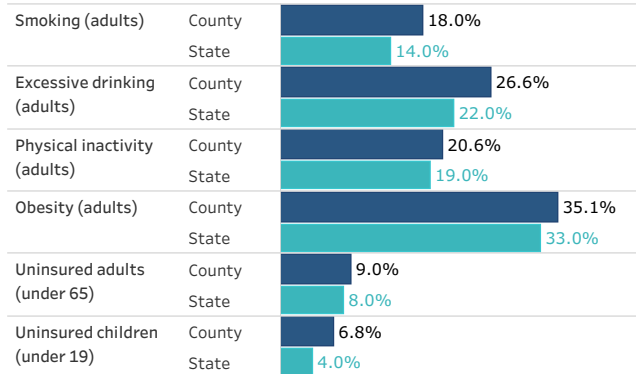
Deaths / Cases per 100,000 residents per year (age-adjusted)



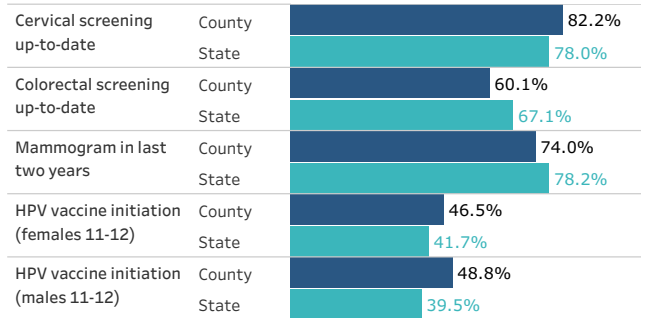
2015-2019 annual averages for cases, 2016-2020 for deaths. Missing value indicates insufficient data.

What affects cancer outcomes in Trempealeau County?

Cancer risk factors

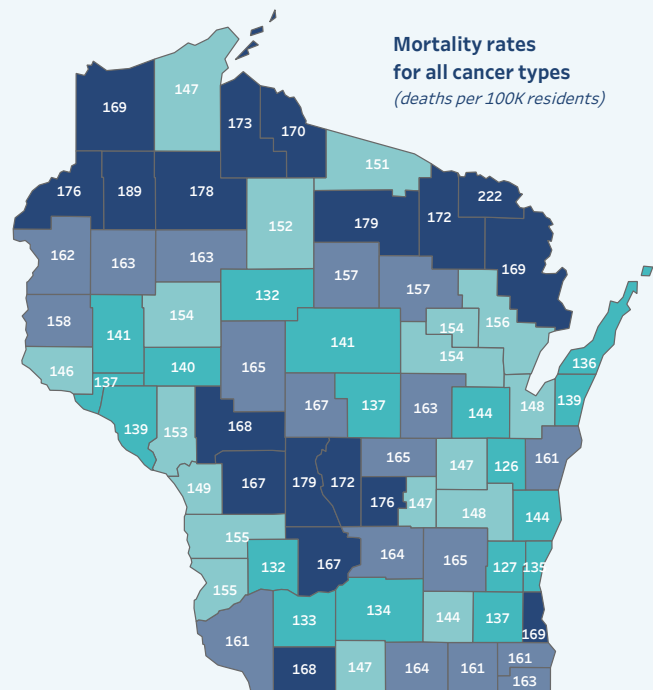
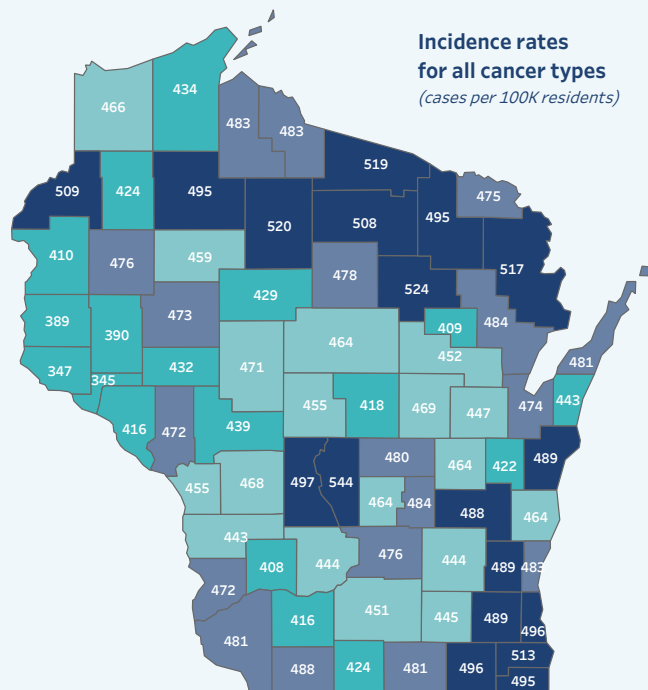


Screening and prevention



How counties compare on cancer rates

(5-year annual averages; 2015-2019 for incidence rates, 2016-2020 for mortality rates)



Cancer data profile for Trempealeau County

	Trempealeau County	State		
Cancer statistics	New cancer diagnoses per year	183	34,174	Wisconsin Cancer Reporting System, 2015-2019 annual average
	Cancer incidence rate (diagnoses per 100K residents)	472	471	Wisconsin Cancer Reporting System, 2015-2019 annual average
	Cancer deaths per year	60	11,487	Wisconsin Cancer Reporting System, 2016-2020 annual average
	Cancer death rate (deaths per 100K residents)	153	153	Wisconsin Cancer Reporting System, 2016-2020 annual average
	Lung cancer incidence rate (per 100K residents)	56.1	58.6	Wisconsin Cancer Reporting System, 2015-2019 annual average
	Breast cancer incidence rate (per 100K women)	120.3	135.1	Wisconsin Cancer Reporting System, 2015-2019 annual average
	Prostate cancer incidence rate (per 100K men)	128.1	118.3	Wisconsin Cancer Reporting System, 2015-2019 annual average
	Colorectal cancer incidence rate (per 100K residents)	32.8	36.3	Wisconsin Cancer Reporting System, 2015-2019 annual average
	HPV-related cancer incidence rate (per 100K residents)	11.4	11.4	U.S. Cancer Statistics, 2013-17 annual average, age-adjusted
	Lung cancer death rate (per 100K residents)	39.9	35.6	Wisconsin Cancer Reporting System, 2016-2020 annual average
	Breast cancer death rate (per 100K women)	12.1	18.4	Wisconsin Cancer Reporting System, 2016-2020 annual average
	Prostate cancer death rate (per 100K men)		20.8	Wisconsin Cancer Reporting System, 2016-2020 annual average
	Colorectal cancer death rate (per 100K residents)	13.3	12.1	Wisconsin Cancer Reporting System, 2016-2020 annual average
Behaviors & health care	Adult smoking rate	18.0%	15.4%	2019 Behavioral Risk Factor Surveillance System, CDC
	Adult excessive drinking rate	26.6%	23.6%	2019 Behavioral Risk Factor Surveillance System, CDC
	Adult inactivity rate	20.6%	23.2%	2018 U.S. Diabetes Surveillance System
	Adult obesity rate	35.1%	34.2%	2018 U.S. Diabetes Surveillance System
	Population per Primary Care Physician	3,710	1,240	County Health Rankings, 2023
	Mammogram in past two years (age 50-74)	74.0%	78.0%	U.S. Cancer Statistics, BRFSS 2020
	Cervical cancer screening up-to-date (age 21-64)	82.2%	67.1%	U.S. Cancer Statistics, BRFSS 2020
	Colorectal cancer screening up-to-date (age 50-75)	60.1%	78.2%	U.S. Cancer Statistics, BRFSS 2020
	HPV vaccine initiation (males 11-12)	48.8%	39.5%	Wisconsin Immunization Registry, 2021
	HPV vaccine initiation (females 11-12)	46.5%	41.7%	Wisconsin Immunization Registry, 2021
	HPV vaccine initiation (males 13-17)	67.3%	62.5%	Wisconsin Immunization Registry, 2021
	HPV vaccine initiation (females 13-17)	68.7%	64.8%	Wisconsin Immunization Registry, 2021
	Population demographics	Population	30,504	5,895,908
High school graduation rate		92%	93%	County Health Rankings 2023
Age 65+ percentage		18%	18%	U.S. Census American Community Survey 5-Year Estimates, 2021
Rural percentage		90%	30%	Census of Population and Housing: Wisconsin, 2010
Hispanic percentage		9.1%	7.2%	U.S. Census American Community Survey 5-Year Estimates, 2021
Black percentage		0.5%	6.3%	U.S. Census American Community Survey 5-Year Estimates, 2021
Asian percentage		0.4%	2.8%	U.S. Census American Community Survey 5-Year Estimates, 2021
American Indian percentage		0.3%	0.8%	U.S. Census American Community Survey 5-Year Estimates, 2021
Non-Hispanic white percentage		92.3%	83.3%	U.S. Census American Community Survey 5-Year Estimates, 2021
Social & economic factors	Median household income	\$63,235	\$67,150	U.S. Census Small Area Income and Poverty Estimates, 2020
	Children in poverty	11.7%	13.6%	U.S. Census Small Area Income and Poverty Estimates, 2021
	Food insecurity rate (adults)	7.6%	7.2%	Feeding America's Map of Meal Gap, 2020
	Households without broadband internet	17.0%	14.0%	County Health Rankings 2023
	Poverty rate	7.3%	10.0%	U.S. Census Small Area Income and Poverty Estimates, 2020
	Unemployment rate	3.7%	3.8%	Bureau of Labor Statistics, 2021
	Uninsured adult rate (under 65)	9.0%	7.8%	Small Area Health Insurance Estimates, 2020
	Uninsured youth rate (under 19)	6.8%	4.4%	Small Area Health Insurance Estimates, 2020
	Within 1/2 mile distance of parks	13.2%	81.8%	Wisconsin Environmental Public Health Tracking Program, 2020
	Alcohol outlet density (per 500 residents)	2.10	1.45	Wisconsin Environmental Public Health Tracking Program, 2020-2021
	Radon (pre-mitigation mean in tested buildings)	5.6	5.2	Environmental Public Health Tracking Network, 2014

A missing value indicates insufficient data.