

Cancer in St. Croix County

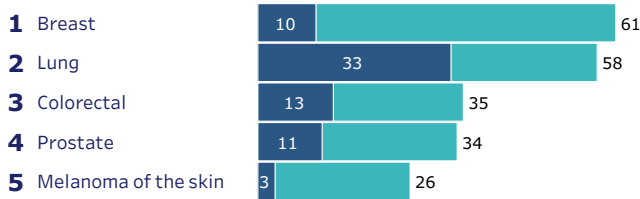
Choose a county:
St. Croix



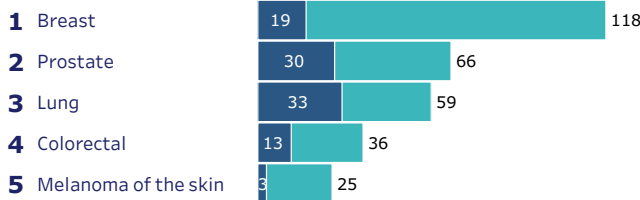
County population (2021):	92,495	State:	5.9 million
Percent rural:	53%		30%
Poverty rate:	4.9%		10.0%
Percent Hispanic:	2.6%		7.2%
Percent Black:	0.7%		6.3%
Percent Asian:	0.9%		2.8%
Percent American Indian:	0.1%		0.8%
Percent Non-Hispanic white:	94.2%		83.3%

5 most common cancers in St. Croix County

Deaths / Cases per year



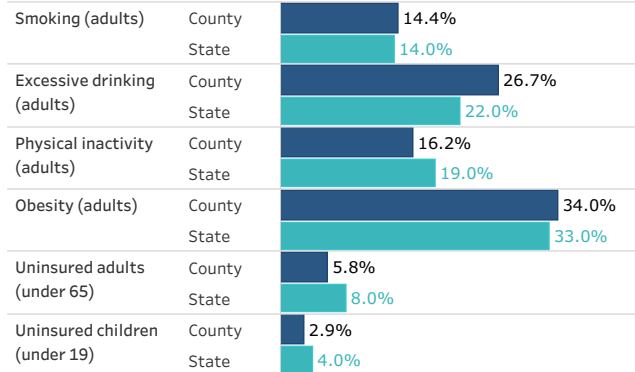
Deaths / Cases per 100,000 residents per year (age-adjusted)



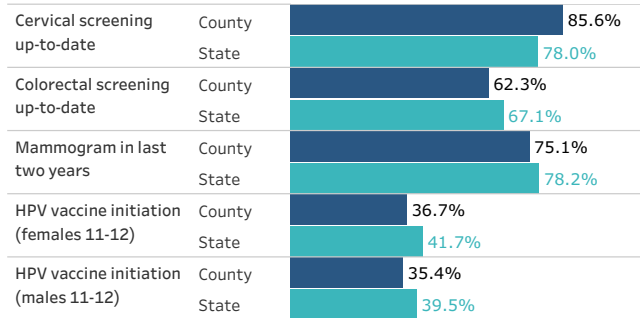
2015-2019 annual averages for cases, 2016-2020 for deaths. Missing value indicates insufficient data.

What affects cancer outcomes in St. Croix County?

Cancer risk factors

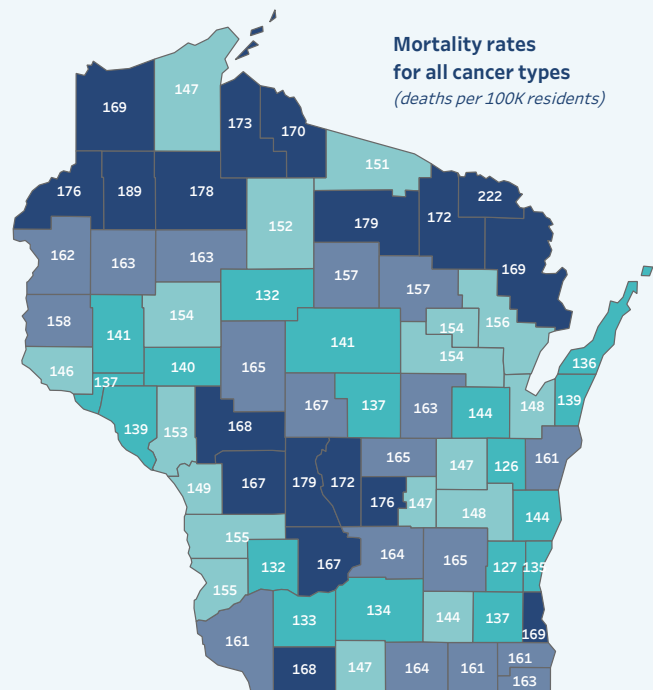



Screening and prevention



How counties compare on cancer rates

(5-year annual averages; 2015-2019 for incidence rates, 2016-2020 for mortality rates)



Cancer data profile for St. Croix County

	St. Croix County	State			
Cancer statistics	New cancer diagnoses per year	388	34,174	Wisconsin Cancer Reporting System, 2015-2019 annual average	
	Cancer incidence rate (diagnoses per 100K residents)	389	471	Wisconsin Cancer Reporting System, 2015-2019 annual average	
	Cancer deaths per year	154	11,487	Wisconsin Cancer Reporting System, 2016-2020 annual average	
	Cancer death rate (deaths per 100K residents)	158	153	Wisconsin Cancer Reporting System, 2016-2020 annual average	
	Lung cancer incidence rate (per 100K residents)	58.9	58.6	Wisconsin Cancer Reporting System, 2015-2019 annual average	
	Breast cancer incidence rate (per 100K women)	118.4	135.1	Wisconsin Cancer Reporting System, 2015-2019 annual average	
	Prostate cancer incidence rate (per 100K men)	65.7	118.3	Wisconsin Cancer Reporting System, 2015-2019 annual average	
	Colorectal cancer incidence rate (per 100K residents)	35.8	36.3	Wisconsin Cancer Reporting System, 2015-2019 annual average	
	HPV-related cancer incidence rate (per 100K residents)	6.9	11.4	U.S. Cancer Statistics, 2013-17 annual average, age-adjusted	
	Lung cancer death rate (per 100K residents)	33.0	35.6	Wisconsin Cancer Reporting System, 2016-2020 annual average	
	Breast cancer death rate (per 100K women)	19.1	18.4	Wisconsin Cancer Reporting System, 2016-2020 annual average	
	Prostate cancer death rate (per 100K men)	30.0	20.8	Wisconsin Cancer Reporting System, 2016-2020 annual average	
	Colorectal cancer death rate (per 100K residents)	13.1	12.1	Wisconsin Cancer Reporting System, 2016-2020 annual average	
	Behaviors & health care	Adult smoking rate	14.4%	15.4%	2019 Behavioral Risk Factor Surveillance System, CDC
Adult excessive drinking rate		26.7%	23.6%	2019 Behavioral Risk Factor Surveillance System, CDC	
Adult inactivity rate		16.2%	23.2%	2018 U.S. Diabetes Surveillance System	
Adult obesity rate		34.0%	34.2%	2018 U.S. Diabetes Surveillance System	
Population per Primary Care Physician		1,950	1,240	County Health Rankings, 2023	
Mammogram in past two years (age 50-74)		75.1%	78.0%	U.S. Cancer Statistics, BRFSS 2020	
Cervical cancer screening up-to-date (age 21-64)		85.6%	67.1%	U.S. Cancer Statistics, BRFSS 2020	
Colorectal cancer screening up-to-date (age 50-75)		62.3%	78.2%	U.S. Cancer Statistics, BRFSS 2020	
HPV vaccine initiation (males 11-12)		35.4%	39.5%	Wisconsin Immunization Registry, 2021	
HPV vaccine initiation (females 11-12)		36.7%	41.7%	Wisconsin Immunization Registry, 2021	
HPV vaccine initiation (males 13-17)		53.4%	62.5%	Wisconsin Immunization Registry, 2021	
HPV vaccine initiation (females 13-17)		54.7%	64.8%	Wisconsin Immunization Registry, 2021	
Population demographics		Population	92,495	5,895,908	U.S. Census American Community Survey 5-Year Estimates, 2021
		High school graduation rate	96%	93%	County Health Rankings 2023
	Age 65+ percentage	14%	18%	U.S. Census American Community Survey 5-Year Estimates, 2021	
	Rural percentage	53%	30%	Census of Population and Housing: Wisconsin, 2010	
	Hispanic percentage	2.6%	7.2%	U.S. Census American Community Survey 5-Year Estimates, 2021	
	Black percentage	0.7%	6.3%	U.S. Census American Community Survey 5-Year Estimates, 2021	
	Asian percentage	0.9%	2.8%	U.S. Census American Community Survey 5-Year Estimates, 2021	
	American Indian percentage	0.1%	0.8%	U.S. Census American Community Survey 5-Year Estimates, 2021	
	Non-Hispanic white percentage	94.2%	83.3%	U.S. Census American Community Survey 5-Year Estimates, 2021	
	Social & economic factors	Median household income	\$94,629	\$67,150	U.S. Census Small Area Income and Poverty Estimates, 2020
Children in poverty		5.6%	13.6%	U.S. Census Small Area Income and Poverty Estimates, 2021	
Food insecurity rate (adults)		6.3%	7.2%	Feeding America's Map of Meal Gap, 2020	
Households without broadband internet		11.0%	14.0%	County Health Rankings 2023	
Poverty rate		4.9%	10.0%	U.S. Census Small Area Income and Poverty Estimates, 2020	
Unemployment rate		3.1%	3.8%	Bureau of Labor Statistics, 2021	
Uninsured adult rate (under 65)		5.8%	7.8%	Small Area Health Insurance Estimates, 2020	
Uninsured youth rate (under 19)		2.9%	4.4%	Small Area Health Insurance Estimates, 2020	
Within 1/2 mile distance of parks		36.5%	81.8%	Wisconsin Environmental Public Health Tracking Program, 2020	
Alcohol outlet density (per 500 residents)		1.12	1.45	Wisconsin Environmental Public Health Tracking Program, 2020-2021	
Radon (pre-mitigation mean in tested buildings)		5.8	5.2	Environmental Public Health Tracking Network, 2014	

A missing value indicates insufficient data.