

Cancer in Shawano County

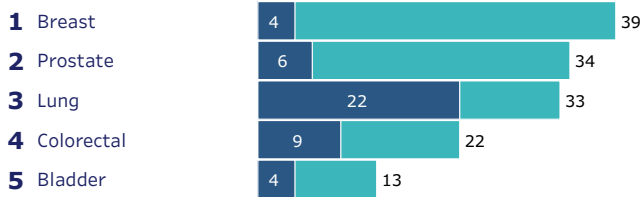
Choose a county:
Shawano



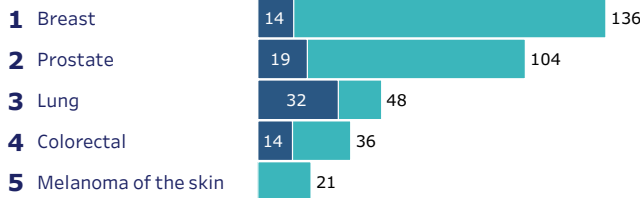
County population (2021):	40,836	State:	5.9 million
Percent rural:	74%		30%
Poverty rate:	10.3%		10.0%
Percent Hispanic:	3.1%		7.2%
Percent Black:	0.5%		6.3%
Percent Asian:	0.6%		2.8%
Percent American Indian:	6.9%		0.8%
Percent Non-Hispanic white:	87.2%		83.3%

5 most common cancers in Shawano County

Deaths / Cases per year



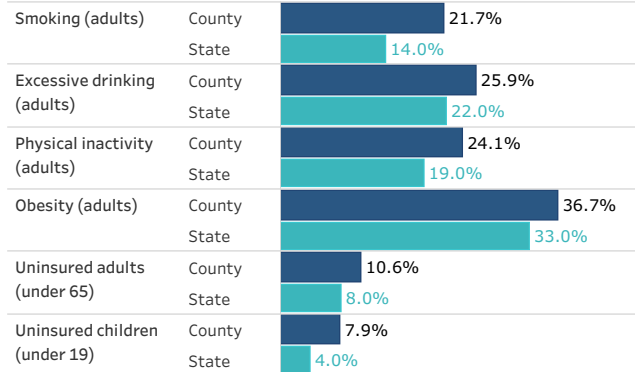
Deaths / Cases per 100,000 residents per year (age-adjusted)



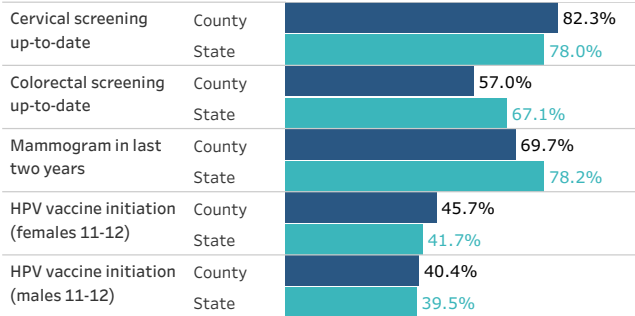
2015-2019 annual averages for cases, 2016-2020 for deaths. Missing value indicates insufficient data.

What affects cancer outcomes in Shawano County?

Cancer risk factors

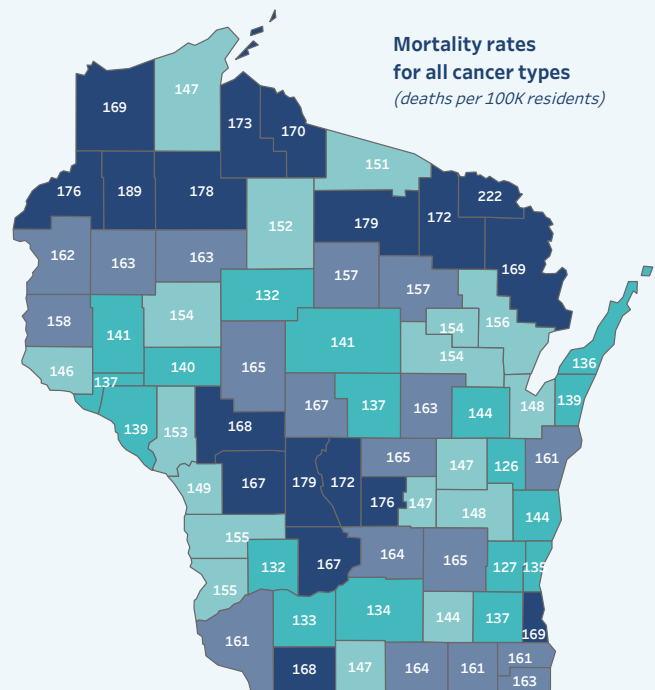


Screening and prevention



How counties compare on cancer rates

(5-year annual averages; 2015-2019 for incidence rates, 2016-2020 for mortality rates)



Cancer data profile for Shawano County

	Shawano County	State			
Cancer statistics	New cancer diagnoses per year	272	34,174	Wisconsin Cancer Reporting System, 2015-2019 annual average	
	Cancer incidence rate (diagnoses per 100K residents)	452	471	Wisconsin Cancer Reporting System, 2015-2019 annual average	
	Cancer deaths per year	99	11,487	Wisconsin Cancer Reporting System, 2016-2020 annual average	
	Cancer death rate (deaths per 100K residents)	154	153	Wisconsin Cancer Reporting System, 2016-2020 annual average	
	Lung cancer incidence rate (per 100K residents)	48.4	58.6	Wisconsin Cancer Reporting System, 2015-2019 annual average	
	Breast cancer incidence rate (per 100K women)	135.7	135.1	Wisconsin Cancer Reporting System, 2015-2019 annual average	
	Prostate cancer incidence rate (per 100K men)	104.2	118.3	Wisconsin Cancer Reporting System, 2015-2019 annual average	
	Colorectal cancer incidence rate (per 100K residents)	36.0	36.3	Wisconsin Cancer Reporting System, 2015-2019 annual average	
	HPV-related cancer incidence rate (per 100K residents)	10.3	11.4	U.S. Cancer Statistics, 2013-17 annual average, age-adjusted	
	Lung cancer death rate (per 100K residents)	31.9	35.6	Wisconsin Cancer Reporting System, 2016-2020 annual average	
	Breast cancer death rate (per 100K women)	14.1	18.4	Wisconsin Cancer Reporting System, 2016-2020 annual average	
	Prostate cancer death rate (per 100K men)	19.3	20.8	Wisconsin Cancer Reporting System, 2016-2020 annual average	
	Colorectal cancer death rate (per 100K residents)	13.8	12.1	Wisconsin Cancer Reporting System, 2016-2020 annual average	
	Behaviors & health care	Adult smoking rate	21.7%	15.4%	2019 Behavioral Risk Factor Surveillance System, CDC
Adult excessive drinking rate		25.9%	23.6%	2019 Behavioral Risk Factor Surveillance System, CDC	
Adult inactivity rate		24.1%	23.2%	2018 U.S. Diabetes Surveillance System	
Adult obesity rate		36.7%	34.2%	2018 U.S. Diabetes Surveillance System	
Population per Primary Care Physician		1,770	1,240	County Health Rankings, 2023	
Mammogram in past two years (age 50-74)		69.7%	78.0%	U.S. Cancer Statistics, BRFSS 2020	
Cervical cancer screening up-to-date (age 21-64)		82.3%	67.1%	U.S. Cancer Statistics, BRFSS 2020	
Colorectal cancer screening up-to-date (age 50-75)		57.0%	78.2%	U.S. Cancer Statistics, BRFSS 2020	
HPV vaccine initiation (males 11-12)		40.4%	39.5%	Wisconsin Immunization Registry, 2021	
HPV vaccine initiation (females 11-12)		45.7%	41.7%	Wisconsin Immunization Registry, 2021	
HPV vaccine initiation (males 13-17)		56.9%	62.5%	Wisconsin Immunization Registry, 2021	
HPV vaccine initiation (females 13-17)		59.5%	64.8%	Wisconsin Immunization Registry, 2021	
Population demographics		Population	40,836	5,895,908	U.S. Census American Community Survey 5-Year Estimates, 2021
		High school graduation rate	92%	93%	County Health Rankings 2023
	Age 65+ percentage	21%	18%	U.S. Census American Community Survey 5-Year Estimates, 2021	
	Rural percentage	74%	30%	Census of Population and Housing: Wisconsin, 2010	
	Hispanic percentage	3.1%	7.2%	U.S. Census American Community Survey 5-Year Estimates, 2021	
	Black percentage	0.5%	6.3%	U.S. Census American Community Survey 5-Year Estimates, 2021	
	Asian percentage	0.6%	2.8%	U.S. Census American Community Survey 5-Year Estimates, 2021	
	American Indian percentage	6.9%	0.8%	U.S. Census American Community Survey 5-Year Estimates, 2021	
	Non-Hispanic white percentage	87.2%	83.3%	U.S. Census American Community Survey 5-Year Estimates, 2021	
Social & economic factors	Median household income	\$62,669	\$67,150	U.S. Census Small Area Income and Poverty Estimates, 2020	
	Children in poverty	13.3%	13.6%	U.S. Census Small Area Income and Poverty Estimates, 2021	
	Food insecurity rate (adults)	8.9%	7.2%	Feeding America's Map of Meal Gap, 2020	
	Households without broadband internet	19.0%	14.0%	County Health Rankings 2023	
	Poverty rate	10.3%	10.0%	U.S. Census Small Area Income and Poverty Estimates, 2020	
	Unemployment rate	5.1%	3.8%	Bureau of Labor Statistics, 2021	
	Uninsured adult rate (under 65)	10.6%	7.8%	Small Area Health Insurance Estimates, 2020	
	Uninsured youth rate (under 19)	7.9%	4.4%	Small Area Health Insurance Estimates, 2020	
	Within 1/2 mile distance of parks	31.6%	81.8%	Wisconsin Environmental Public Health Tracking Program, 2020	
	Alcohol outlet density (per 500 residents)	2.19	1.45	Wisconsin Environmental Public Health Tracking Program, 2020-2021	
	Radon (pre-mitigation mean in tested buildings)	7.7	5.2	Environmental Public Health Tracking Network, 2014	

A missing value indicates insufficient data.