

Cancer in Marathon County

Choose a county:
Marathon



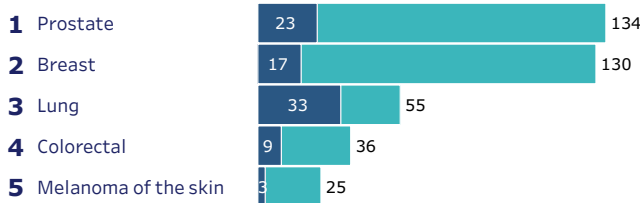
County population (2021):	137,597	State:	5.9 million
Percent rural:	43%		30%
Poverty rate:	6.7%		10.0%
Percent Hispanic:	3.0%		7.2%
Percent Black:	0.6%		6.3%
Percent Asian:	5.5%		2.8%
Percent American Indian:	0.2%		0.8%
Percent Non-Hispanic white:	89.3%		83.3%

5 most common cancers in Marathon County

Deaths / Cases per year



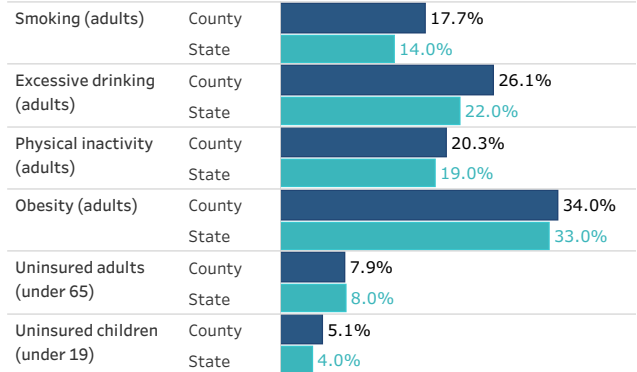
Deaths / Cases per 100,000 residents per year (age-adjusted)



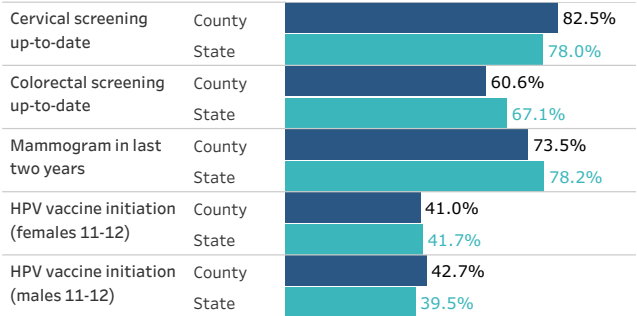
2015-2019 annual averages for cases, 2016-2020 for deaths. Missing value indicates insufficient data.

What affects cancer outcomes in Marathon County?

Cancer risk factors

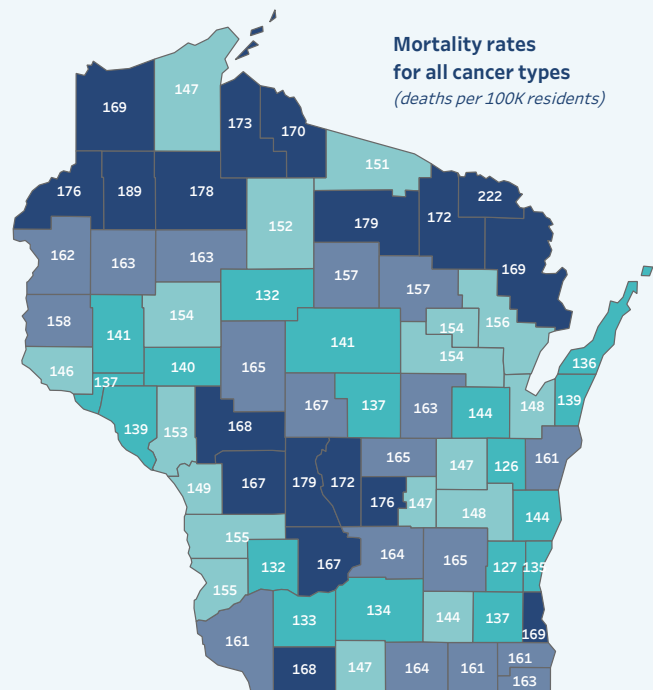



Screening and prevention



How counties compare on cancer rates

(5-year annual averages; 2015-2019 for incidence rates, 2016-2020 for mortality rates)



Cancer data profile for Marathon County

	Marathon County	State		
Cancer statistics	New cancer diagnoses per year	814	34,174	Wisconsin Cancer Reporting System, 2015-2019 annual average
	Cancer incidence rate (diagnoses per 100K residents)	464	471	Wisconsin Cancer Reporting System, 2015-2019 annual average
	Cancer deaths per year	259	11,487	Wisconsin Cancer Reporting System, 2016-2020 annual average
	Cancer death rate (deaths per 100K residents)	141	153	Wisconsin Cancer Reporting System, 2016-2020 annual average
	Lung cancer incidence rate (per 100K residents)	54.6	58.6	Wisconsin Cancer Reporting System, 2015-2019 annual average
	Breast cancer incidence rate (per 100K women)	129.9	135.1	Wisconsin Cancer Reporting System, 2015-2019 annual average
	Prostate cancer incidence rate (per 100K men)	133.9	118.3	Wisconsin Cancer Reporting System, 2015-2019 annual average
	Colorectal cancer incidence rate (per 100K residents)	35.9	36.3	Wisconsin Cancer Reporting System, 2015-2019 annual average
	HPV-related cancer incidence rate (per 100K residents)	9.9	11.4	U.S. Cancer Statistics, 2013-17 annual average, age-adjusted
	Lung cancer death rate (per 100K residents)	32.7	35.6	Wisconsin Cancer Reporting System, 2016-2020 annual average
	Breast cancer death rate (per 100K women)	17.3	18.4	Wisconsin Cancer Reporting System, 2016-2020 annual average
	Prostate cancer death rate (per 100K men)	23.2	20.8	Wisconsin Cancer Reporting System, 2016-2020 annual average
	Colorectal cancer death rate (per 100K residents)	9.1	12.1	Wisconsin Cancer Reporting System, 2016-2020 annual average
	Behaviors & health care	Adult smoking rate	17.7%	15.4%
Adult excessive drinking rate		26.1%	23.6%	2019 Behavioral Risk Factor Surveillance System, CDC
Adult inactivity rate		20.3%	23.2%	2018 U.S. Diabetes Surveillance System
Adult obesity rate		34.0%	34.2%	2018 U.S. Diabetes Surveillance System
Population per Primary Care Physician		1,030	1,240	County Health Rankings, 2023
Mammogram in past two years (age 50-74)		73.5%	78.0%	U.S. Cancer Statistics, BRFSS 2020
Cervical cancer screening up-to-date (age 21-64)		82.5%	67.1%	U.S. Cancer Statistics, BRFSS 2020
Colorectal cancer screening up-to-date (age 50-75)		60.6%	78.2%	U.S. Cancer Statistics, BRFSS 2020
HPV vaccine initiation (males 11-12)		42.7%	39.5%	Wisconsin Immunization Registry, 2021
HPV vaccine initiation (females 11-12)		41.0%	41.7%	Wisconsin Immunization Registry, 2021
HPV vaccine initiation (males 13-17)		59.1%	62.5%	Wisconsin Immunization Registry, 2021
HPV vaccine initiation (females 13-17)		63.3%	64.8%	Wisconsin Immunization Registry, 2021
Population demographics		Population	137,597	5,895,908
	High school graduation rate	93%	93%	County Health Rankings 2023
	Age 65+ percentage	18%	18%	U.S. Census American Community Survey 5-Year Estimates, 2021
	Rural percentage	43%	30%	Census of Population and Housing: Wisconsin, 2010
	Hispanic percentage	3.0%	7.2%	U.S. Census American Community Survey 5-Year Estimates, 2021
	Black percentage	0.6%	6.3%	U.S. Census American Community Survey 5-Year Estimates, 2021
	Asian percentage	5.5%	2.8%	U.S. Census American Community Survey 5-Year Estimates, 2021
	American Indian percentage	0.2%	0.8%	U.S. Census American Community Survey 5-Year Estimates, 2021
	Non-Hispanic white percentage	89.3%	83.3%	U.S. Census American Community Survey 5-Year Estimates, 2021
Social & economic factors	Median household income	\$74,050	\$67,150	U.S. Census Small Area Income and Poverty Estimates, 2020
	Children in poverty	9.5%	13.6%	U.S. Census Small Area Income and Poverty Estimates, 2021
	Food insecurity rate (adults)	7.6%	7.2%	Feeding America's Map of Meal Gap, 2020
	Households without broadband internet	13.0%	14.0%	County Health Rankings 2023
	Poverty rate	6.7%	10.0%	U.S. Census Small Area Income and Poverty Estimates, 2020
	Unemployment rate	3.0%	3.8%	Bureau of Labor Statistics, 2021
	Uninsured adult rate (under 65)	7.9%	7.8%	Small Area Health Insurance Estimates, 2020
	Uninsured youth rate (under 19)	5.1%	4.4%	Small Area Health Insurance Estimates, 2020
	Within 1/2 mile distance of parks	46.2%	81.8%	Wisconsin Environmental Public Health Tracking Program, 2020
	Alcohol outlet density (per 500 residents)	1.48	1.45	Wisconsin Environmental Public Health Tracking Program, 2020-2021
	Radon (pre-mitigation mean in tested buildings)	9.3	5.2	Environmental Public Health Tracking Network, 2014

A missing value indicates insufficient data.