

Cancer in Lafayette County

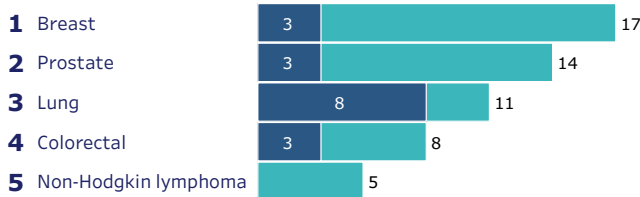
Choose a county:
Lafayette



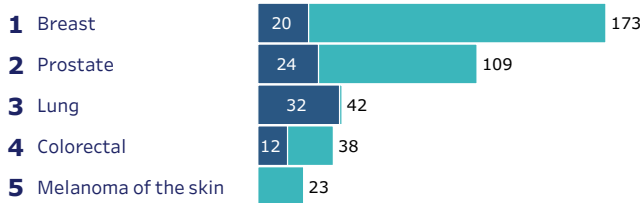
County population (2021):	16,662	State:	5.9 million
Percent rural:	100%		30%
Poverty rate:	8.8%		10.0%
Percent Hispanic:	4.3%		7.2%
Percent Black:	0.6%		6.3%
Percent Asian:	0.6%		2.8%
Percent American Indian:	0.2%		0.8%
Percent Non-Hispanic white:	95.9%		83.3%

5 most common cancers in Lafayette County

Deaths / Cases per year



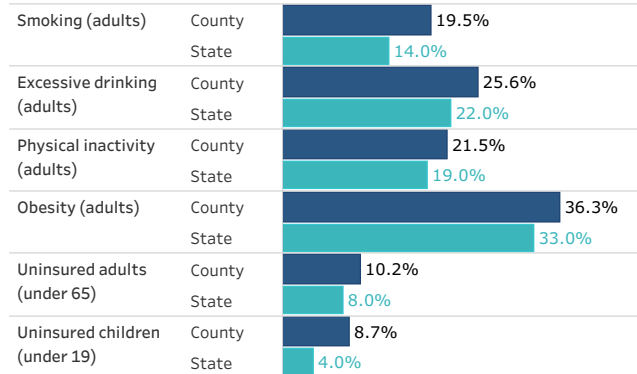
Deaths / Cases per 100,000 residents per year (age-adjusted)



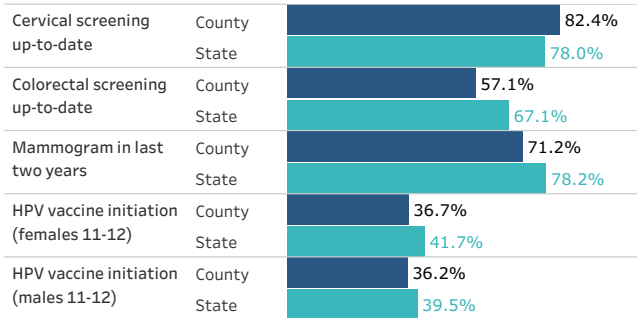
2015-2019 annual averages for cases, 2016-2020 for deaths. Missing value indicates insufficient data.

What affects cancer outcomes in Lafayette County?

Cancer risk factors

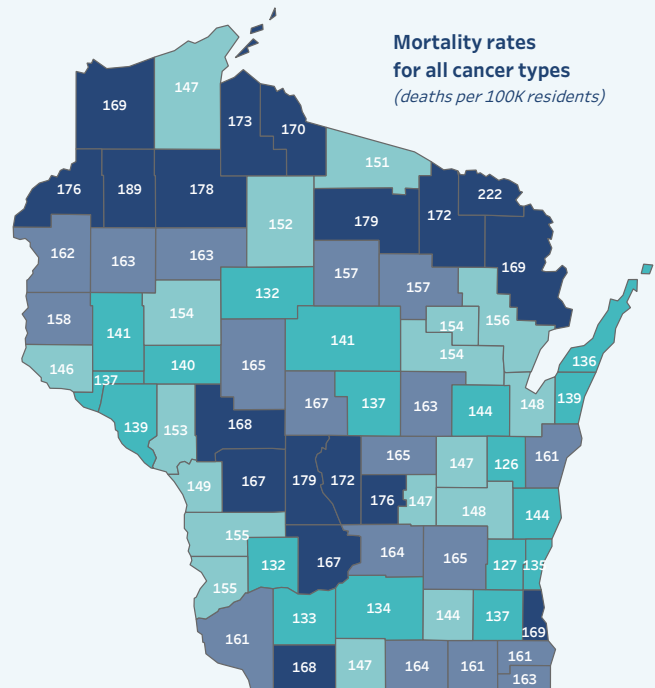
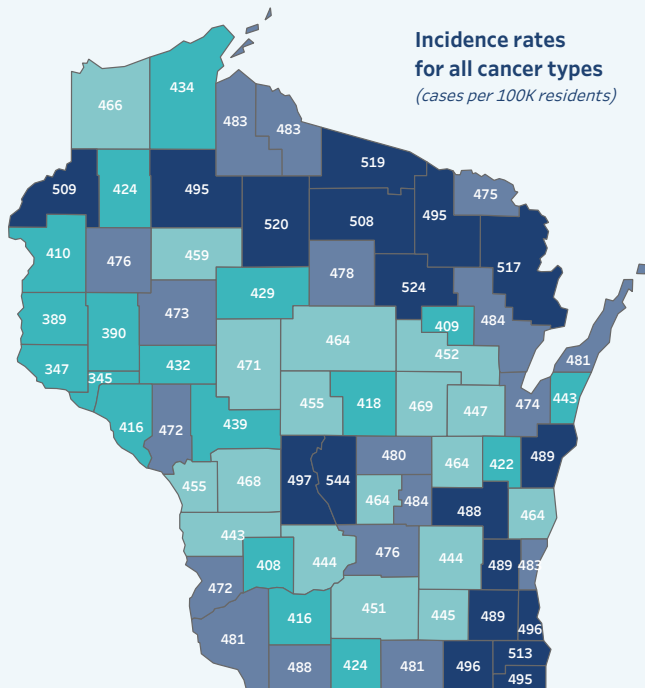



Screening and prevention



How counties compare on cancer rates

(5-year annual averages; 2015-2019 for incidence rates, 2016-2020 for mortality rates)



Cancer data profile for Lafayette County

	Lafayette County	State		
Cancer statistics	New cancer diagnoses per year	108	34,174	Wisconsin Cancer Reporting System, 2015-2019 annual average
	Cancer incidence rate (diagnoses per 100K residents)	488	471	Wisconsin Cancer Reporting System, 2015-2019 annual average
	Cancer deaths per year	41	11,487	Wisconsin Cancer Reporting System, 2016-2020 annual average
	Cancer death rate (deaths per 100K residents)	168	153	Wisconsin Cancer Reporting System, 2016-2020 annual average
	Lung cancer incidence rate (per 100K residents)	42.0	58.6	Wisconsin Cancer Reporting System, 2015-2019 annual average
	Breast cancer incidence rate (per 100K women)	172.7	135.1	Wisconsin Cancer Reporting System, 2015-2019 annual average
	Prostate cancer incidence rate (per 100K men)	109.0	118.3	Wisconsin Cancer Reporting System, 2015-2019 annual average
	Colorectal cancer incidence rate (per 100K residents)	37.7	36.3	Wisconsin Cancer Reporting System, 2015-2019 annual average
	HPV-related cancer incidence rate (per 100K residents)	14.2	11.4	U.S. Cancer Statistics, 2013-17 annual average, age-adjusted
	Lung cancer death rate (per 100K residents)	32.2	35.6	Wisconsin Cancer Reporting System, 2016-2020 annual average
	Breast cancer death rate (per 100K women)	19.8	18.4	Wisconsin Cancer Reporting System, 2016-2020 annual average
	Prostate cancer death rate (per 100K men)	23.9	20.8	Wisconsin Cancer Reporting System, 2016-2020 annual average
	Colorectal cancer death rate (per 100K residents)	11.9	12.1	Wisconsin Cancer Reporting System, 2016-2020 annual average
	Behaviors & health care	Adult smoking rate	19.5%	15.4%
Adult excessive drinking rate		25.6%	23.6%	2019 Behavioral Risk Factor Surveillance System, CDC
Adult inactivity rate		21.5%	23.2%	2018 U.S. Diabetes Surveillance System
Adult obesity rate		36.3%	34.2%	2018 U.S. Diabetes Surveillance System
Population per Primary Care Physician		4,160	1,240	County Health Rankings, 2023
Mammogram in past two years (age 50-74)		71.2%	78.0%	U.S. Cancer Statistics, BRFSS 2020
Cervical cancer screening up-to-date (age 21-64)		82.4%	67.1%	U.S. Cancer Statistics, BRFSS 2020
Colorectal cancer screening up-to-date (age 50-75)		57.1%	78.2%	U.S. Cancer Statistics, BRFSS 2020
HPV vaccine initiation (males 11-12)		36.2%	39.5%	Wisconsin Immunization Registry, 2021
HPV vaccine initiation (females 11-12)		36.7%	41.7%	Wisconsin Immunization Registry, 2021
HPV vaccine initiation (males 13-17)		43.8%	62.5%	Wisconsin Immunization Registry, 2021
HPV vaccine initiation (females 13-17)		48.5%	64.8%	Wisconsin Immunization Registry, 2021
Population demographics		Population	16,662	5,895,908
	High school graduation rate	92%	93%	County Health Rankings 2023
	Age 65+ percentage	19%	18%	U.S. Census American Community Survey 5-Year Estimates, 2021
	Rural percentage	100%	30%	Census of Population and Housing: Wisconsin, 2010
	Hispanic percentage	4.3%	7.2%	U.S. Census American Community Survey 5-Year Estimates, 2021
	Black percentage	0.6%	6.3%	U.S. Census American Community Survey 5-Year Estimates, 2021
	Asian percentage	0.6%	2.8%	U.S. Census American Community Survey 5-Year Estimates, 2021
	American Indian percentage	0.2%	0.8%	U.S. Census American Community Survey 5-Year Estimates, 2021
	Non-Hispanic white percentage	95.9%	83.3%	U.S. Census American Community Survey 5-Year Estimates, 2021
Social & economic factors	Median household income	\$66,719	\$67,150	U.S. Census Small Area Income and Poverty Estimates, 2020
	Children in poverty	15.4%	13.6%	U.S. Census Small Area Income and Poverty Estimates, 2021
	Food insecurity rate (adults)	7.7%	7.2%	Feeding America's Map of Meal Gap, 2020
	Households without broadband internet	23.0%	14.0%	County Health Rankings 2023
	Poverty rate	8.8%	10.0%	U.S. Census Small Area Income and Poverty Estimates, 2020
	Unemployment rate	2.6%	3.8%	Bureau of Labor Statistics, 2021
	Uninsured adult rate (under 65)	10.2%	7.8%	Small Area Health Insurance Estimates, 2020
	Uninsured youth rate (under 19)	8.7%	4.4%	Small Area Health Insurance Estimates, 2020
	Within 1/2 mile distance of parks	3.4%	81.8%	Wisconsin Environmental Public Health Tracking Program, 2020
	Alcohol outlet density (per 500 residents)	2.15	1.45	Wisconsin Environmental Public Health Tracking Program, 2020-2021
	Radon (pre-mitigation mean in tested buildings)	6.1	5.2	Environmental Public Health Tracking Network, 2014

A missing value indicates insufficient data.