

Cancer in Kewaunee County

Choose a county:
Kewaunee



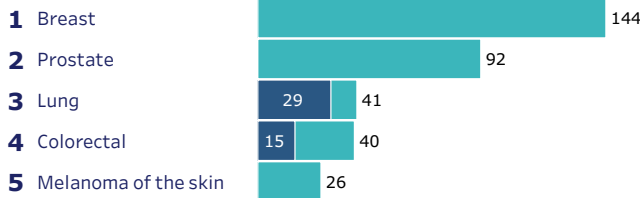
County population (2021):	20,535	State:	5.9 million
Percent rural:	72%		30%
Poverty rate:	6.7%		10.0%
Percent Hispanic:	3.4%		7.2%
Percent Black:	0.7%		6.3%
Percent Asian:	0.6%		2.8%
Percent American Indian:	0.4%		0.8%
Percent Non-Hispanic white:	95.2%		83.3%

5 most common cancers in Kewaunee County

Deaths / Cases per year



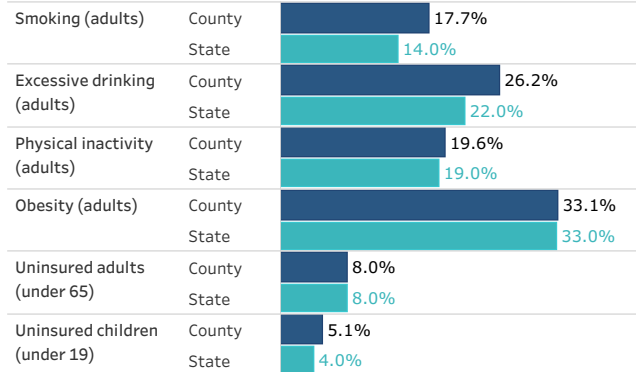
Deaths / Cases per 100,000 residents per year (age-adjusted)



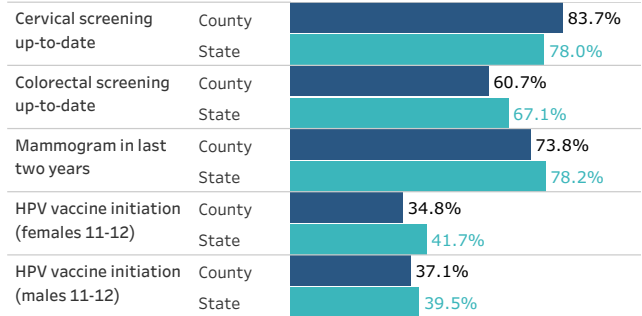
2015-2019 annual averages for cases, 2016-2020 for deaths. Missing value indicates insufficient data.

What affects cancer outcomes in Kewaunee County?

Cancer risk factors

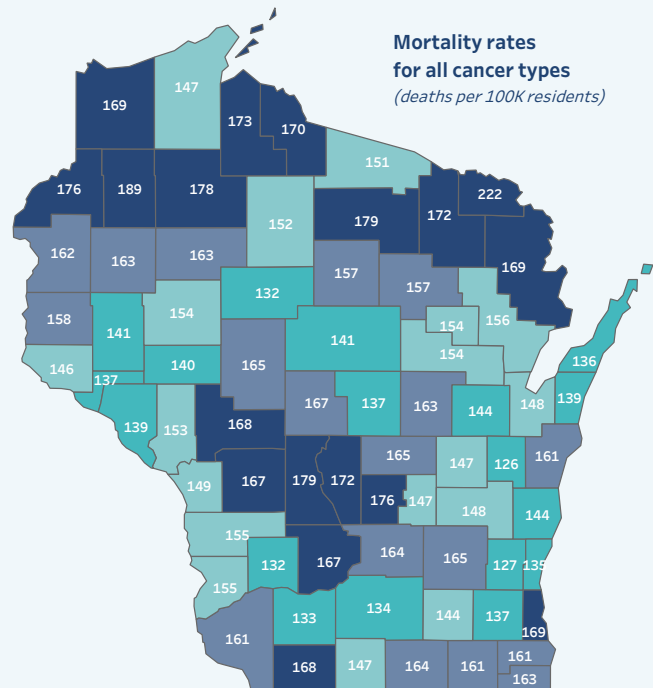
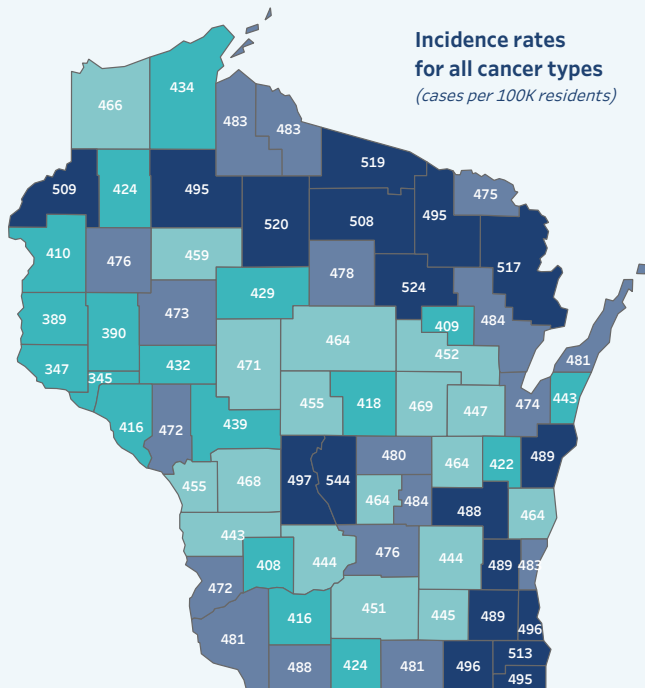



Screening and prevention



How counties compare on cancer rates

(5-year annual averages; 2015-2019 for incidence rates, 2016-2020 for mortality rates)



Cancer data profile for Kewaunee County

	Kewaunee County	State		
Cancer statistics	New cancer diagnoses per year	130	34,174	Wisconsin Cancer Reporting System, 2015-2019 annual average
	Cancer incidence rate (diagnoses per 100K residents)	443	471	Wisconsin Cancer Reporting System, 2015-2019 annual average
	Cancer deaths per year	43	11,487	Wisconsin Cancer Reporting System, 2016-2020 annual average
	Cancer death rate (deaths per 100K residents)	139	153	Wisconsin Cancer Reporting System, 2016-2020 annual average
	Lung cancer incidence rate (per 100K residents)	40.7	58.6	Wisconsin Cancer Reporting System, 2015-2019 annual average
	Breast cancer incidence rate (per 100K women)	143.5	135.1	Wisconsin Cancer Reporting System, 2015-2019 annual average
	Prostate cancer incidence rate (per 100K men)	92.0	118.3	Wisconsin Cancer Reporting System, 2015-2019 annual average
	Colorectal cancer incidence rate (per 100K residents)	40.0	36.3	Wisconsin Cancer Reporting System, 2015-2019 annual average
	HPV-related cancer incidence rate (per 100K residents)	10.1	11.4	U.S. Cancer Statistics, 2013-17 annual average, age-adjusted
	Lung cancer death rate (per 100K residents)	28.6	35.6	Wisconsin Cancer Reporting System, 2016-2020 annual average
	Breast cancer death rate (per 100K women)		18.4	Wisconsin Cancer Reporting System, 2016-2020 annual average
	Prostate cancer death rate (per 100K men)		20.8	Wisconsin Cancer Reporting System, 2016-2020 annual average
	Colorectal cancer death rate (per 100K residents)	14.7	12.1	Wisconsin Cancer Reporting System, 2016-2020 annual average
Behaviors & health care	Adult smoking rate	17.7%	15.4%	2019 Behavioral Risk Factor Surveillance System, CDC
	Adult excessive drinking rate	26.2%	23.6%	2019 Behavioral Risk Factor Surveillance System, CDC
	Adult inactivity rate	19.6%	23.2%	2018 U.S. Diabetes Surveillance System
	Adult obesity rate	33.1%	34.2%	2018 U.S. Diabetes Surveillance System
	Population per Primary Care Physician	1,570	1,240	County Health Rankings, 2023
	Mammogram in past two years (age 50-74)	73.8%	78.0%	U.S. Cancer Statistics, BRFSS 2020
	Cervical cancer screening up-to-date (age 21-64)	83.7%	67.1%	U.S. Cancer Statistics, BRFSS 2020
	Colorectal cancer screening up-to-date (age 50-75)	60.7%	78.2%	U.S. Cancer Statistics, BRFSS 2020
	HPV vaccine initiation (males 11-12)	37.1%	39.5%	Wisconsin Immunization Registry, 2021
	HPV vaccine initiation (females 11-12)	34.7%	41.7%	Wisconsin Immunization Registry, 2021
	HPV vaccine initiation (males 13-17)	53.2%	62.5%	Wisconsin Immunization Registry, 2021
	HPV vaccine initiation (females 13-17)	60.7%	64.8%	Wisconsin Immunization Registry, 2021
	Population demographics	Population	20,535	5,895,908
High school graduation rate		94%	93%	County Health Rankings 2023
Age 65+ percentage		21%	18%	U.S. Census American Community Survey 5-Year Estimates, 2021
Rural percentage		72%	30%	Census of Population and Housing: Wisconsin, 2010
Hispanic percentage		3.4%	7.2%	U.S. Census American Community Survey 5-Year Estimates, 2021
Black percentage		0.7%	6.3%	U.S. Census American Community Survey 5-Year Estimates, 2021
Asian percentage		0.6%	2.8%	U.S. Census American Community Survey 5-Year Estimates, 2021
American Indian percentage		0.4%	0.8%	U.S. Census American Community Survey 5-Year Estimates, 2021
Non-Hispanic white percentage		95.2%	83.3%	U.S. Census American Community Survey 5-Year Estimates, 2021
Social & economic factors	Median household income	\$71,861	\$67,150	U.S. Census Small Area Income and Poverty Estimates, 2020
	Children in poverty	8.7%	13.6%	U.S. Census Small Area Income and Poverty Estimates, 2021
	Food insecurity rate (adults)	6.3%	7.2%	Feeding America's Map of Meal Gap, 2020
	Households without broadband internet	17.0%	14.0%	County Health Rankings 2023
	Poverty rate	6.7%	10.0%	U.S. Census Small Area Income and Poverty Estimates, 2020
	Unemployment rate	2.8%	3.8%	Bureau of Labor Statistics, 2021
	Uninsured adult rate (under 65)	8.0%	7.8%	Small Area Health Insurance Estimates, 2020
	Uninsured youth rate (under 19)	5.1%	4.4%	Small Area Health Insurance Estimates, 2020
	Within 1/2 mile distance of parks	23.2%	81.8%	Wisconsin Environmental Public Health Tracking Program, 2020
	Alcohol outlet density (per 500 residents)	2.17	1.45	Wisconsin Environmental Public Health Tracking Program, 2020-2021
	Radon (pre-mitigation mean in tested buildings)	7.0	5.2	Environmental Public Health Tracking Network, 2014

A missing value indicates insufficient data.