

Cancer in Dodge County

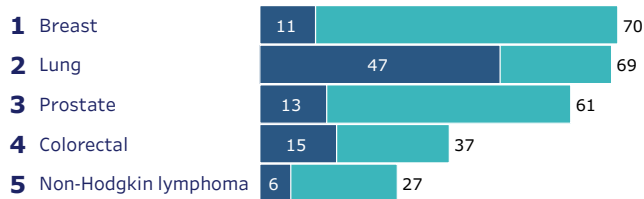
Choose a county:
Dodge



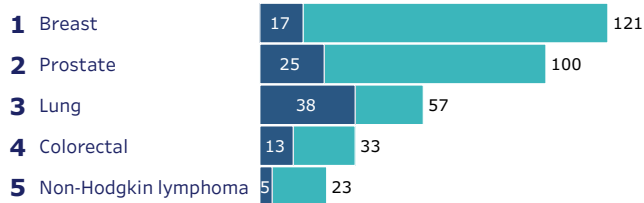
County population (2021):	89,274	State:	5.9 million
Percent rural:	49%		30%
Poverty rate:	7.2%		10.0%
Percent Hispanic:	5.3%		7.2%
Percent Black:	2.6%		6.3%
Percent Asian:	0.7%		2.8%
Percent American Indian:	0.2%		0.8%
Percent Non-Hispanic white:	91.7%		83.3%

5 most common cancers in Dodge County

Deaths / Cases per year



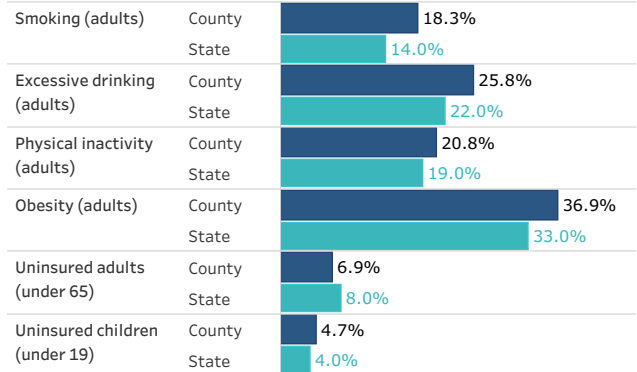
Deaths / Cases per 100,000 residents per year (age-adjusted)



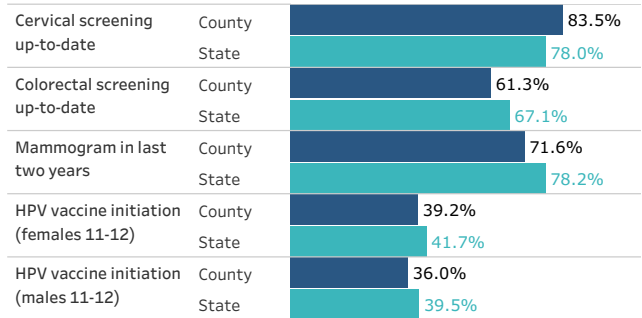
2015-2019 annual averages for cases, 2016-2020 for deaths. Missing value indicates insufficient data.

What affects cancer outcomes in Dodge County?

Cancer risk factors

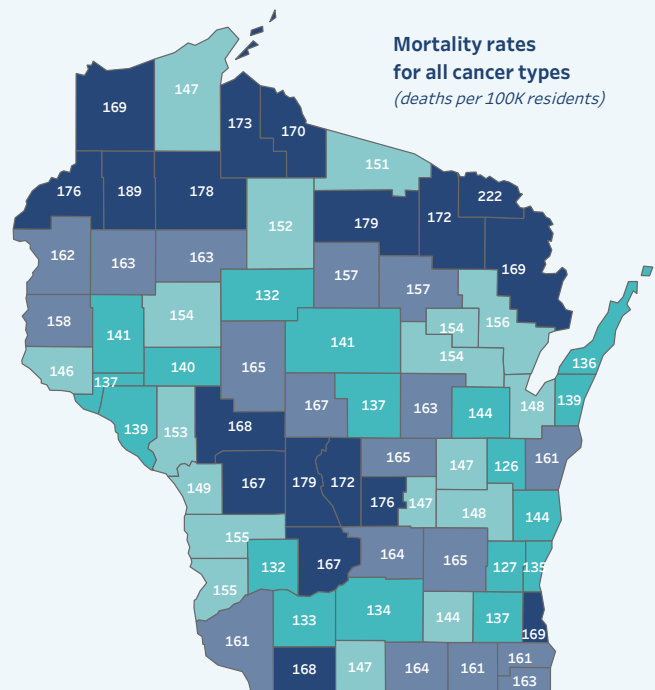
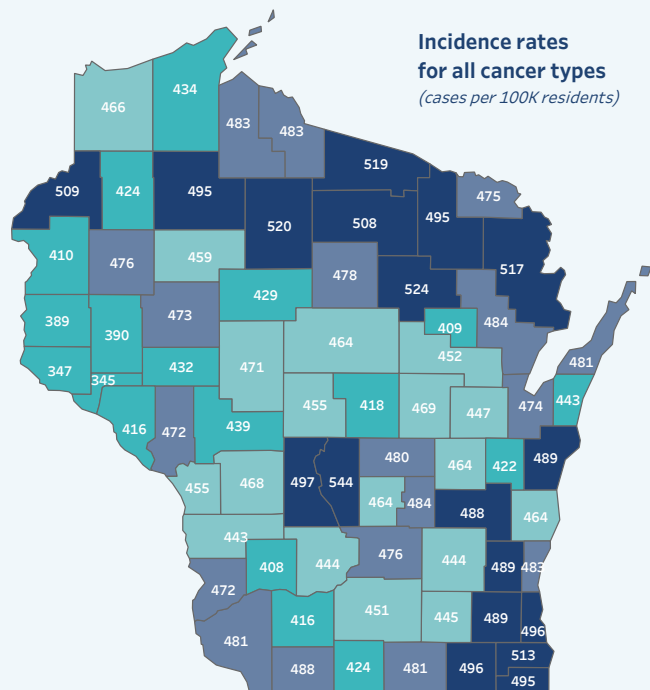



Screening and prevention



How counties compare on cancer rates

(5-year annual averages; 2015-2019 for incidence rates, 2016-2020 for mortality rates)



Cancer data profile for Dodge County

	Dodge County	State		
Cancer statistics	New cancer diagnoses per year	520	34,174	Wisconsin Cancer Reporting System, 2015-2019 annual average
	Cancer incidence rate (diagnoses per 100K residents)	444	471	Wisconsin Cancer Reporting System, 2015-2019 annual average
	Cancer deaths per year	202	11,487	Wisconsin Cancer Reporting System, 2016-2020 annual average
	Cancer death rate (deaths per 100K residents)	165	153	Wisconsin Cancer Reporting System, 2016-2020 annual average
	Lung cancer incidence rate (per 100K residents)	57.0	58.6	Wisconsin Cancer Reporting System, 2015-2019 annual average
	Breast cancer incidence rate (per 100K women)	121.1	135.1	Wisconsin Cancer Reporting System, 2015-2019 annual average
	Prostate cancer incidence rate (per 100K men)	99.5	118.3	Wisconsin Cancer Reporting System, 2015-2019 annual average
	Colorectal cancer incidence rate (per 100K residents)	33.2	36.3	Wisconsin Cancer Reporting System, 2015-2019 annual average
	HPV-related cancer incidence rate (per 100K residents)	15.3	11.4	U.S. Cancer Statistics, 2013-17 annual average, age-adjusted
	Lung cancer death rate (per 100K residents)	37.7	35.6	Wisconsin Cancer Reporting System, 2016-2020 annual average
	Breast cancer death rate (per 100K women)	17.2	18.4	Wisconsin Cancer Reporting System, 2016-2020 annual average
	Prostate cancer death rate (per 100K men)	25.4	20.8	Wisconsin Cancer Reporting System, 2016-2020 annual average
	Colorectal cancer death rate (per 100K residents)	13.0	12.1	Wisconsin Cancer Reporting System, 2016-2020 annual average
	Behaviors & health care	Adult smoking rate	18.3%	15.4%
Adult excessive drinking rate		25.8%	23.6%	2019 Behavioral Risk Factor Surveillance System, CDC
Adult inactivity rate		20.8%	23.2%	2018 U.S. Diabetes Surveillance System
Adult obesity rate		36.9%	34.2%	2018 U.S. Diabetes Surveillance System
Population per Primary Care Physician		1,860	1,240	County Health Rankings, 2023
Mammogram in past two years (age 50-74)		71.6%	78.0%	U.S. Cancer Statistics, BRFSS 2020
Cervical cancer screening up-to-date (age 21-64)		83.5%	67.1%	U.S. Cancer Statistics, BRFSS 2020
Colorectal cancer screening up-to-date (age 50-75)		61.3%	78.2%	U.S. Cancer Statistics, BRFSS 2020
HPV vaccine initiation (males 11-12)		36.0%	39.5%	Wisconsin Immunization Registry, 2021
HPV vaccine initiation (females 11-12)		39.2%	41.7%	Wisconsin Immunization Registry, 2021
HPV vaccine initiation (males 13-17)		55.1%	62.5%	Wisconsin Immunization Registry, 2021
HPV vaccine initiation (females 13-17)		59.5%	64.8%	Wisconsin Immunization Registry, 2021
Population demographics		Population	89,274	5,895,908
	High school graduation rate	92%	93%	County Health Rankings 2023
	Age 65+ percentage	18%	18%	U.S. Census American Community Survey 5-Year Estimates, 2021
	Rural percentage	49%	30%	Census of Population and Housing: Wisconsin, 2010
	Hispanic percentage	5.3%	7.2%	U.S. Census American Community Survey 5-Year Estimates, 2021
	Black percentage	2.6%	6.3%	U.S. Census American Community Survey 5-Year Estimates, 2021
	Asian percentage	0.7%	2.8%	U.S. Census American Community Survey 5-Year Estimates, 2021
	American Indian percentage	0.2%	0.8%	U.S. Census American Community Survey 5-Year Estimates, 2021
	Non-Hispanic white percentage	91.7%	83.3%	U.S. Census American Community Survey 5-Year Estimates, 2021
Social & economic factors	Median household income	\$67,743	\$67,150	U.S. Census Small Area Income and Poverty Estimates, 2020
	Children in poverty	10.0%	13.6%	U.S. Census Small Area Income and Poverty Estimates, 2021
	Food insecurity rate (adults)	7.4%	7.2%	Feeding America's Map of Meal Gap, 2020
	Households without broadband internet	14.0%	14.0%	County Health Rankings 2023
	Poverty rate	7.2%	10.0%	U.S. Census Small Area Income and Poverty Estimates, 2020
	Unemployment rate	3.2%	3.8%	Bureau of Labor Statistics, 2021
	Uninsured adult rate (under 65)	6.9%	7.8%	Small Area Health Insurance Estimates, 2020
	Uninsured youth rate (under 19)	4.7%	4.4%	Small Area Health Insurance Estimates, 2020
	Within 1/2 mile distance of parks	42.8%	81.8%	Wisconsin Environmental Public Health Tracking Program, 2020
	Alcohol outlet density (per 500 residents)	1.51	1.45	Wisconsin Environmental Public Health Tracking Program, 2020-2021
	Radon (pre-mitigation mean in tested buildings)	5.7	5.2	Environmental Public Health Tracking Network, 2014

A missing value indicates insufficient data.