

Cancer in Dane County

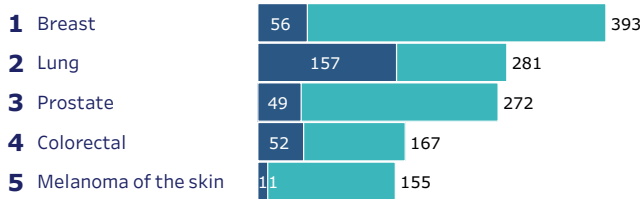
Choose a county:
Dane



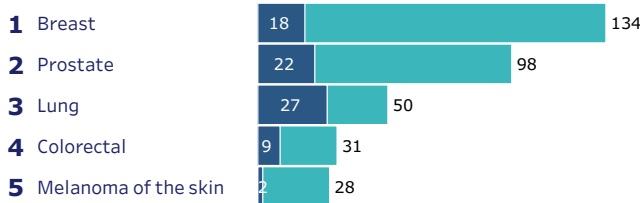
County population (2021):	555,474	State:	5.9 million
Percent rural:	12%		30%
Poverty rate:	9.6%		10.0%
Percent Hispanic:	6.7%		7.2%
Percent Black:	5.1%		6.3%
Percent Asian:	6.0%		2.8%
Percent American Indian:	0.3%		0.8%
Percent Non-Hispanic white:	81.6%		83.3%

5 most common cancers in Dane County

Deaths / Cases per year



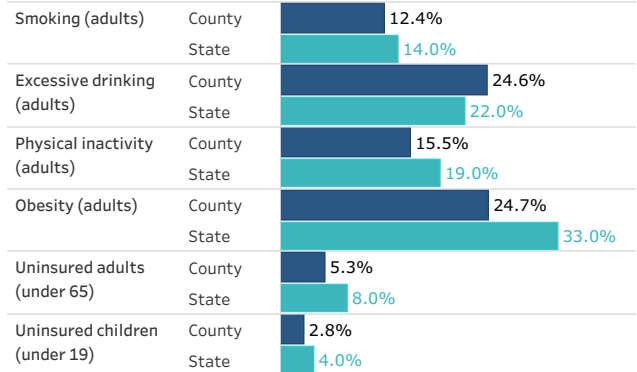
Deaths / Cases per 100,000 residents per year (age-adjusted)



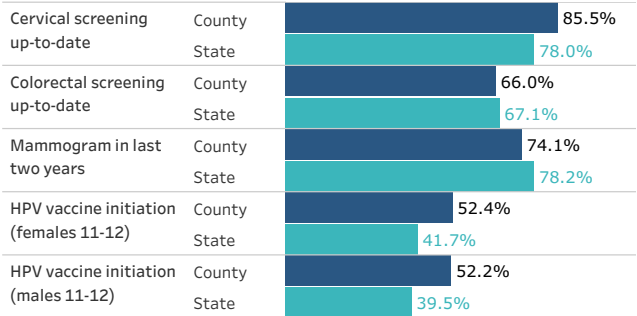
2015-2019 annual averages for cases, 2016-2020 for deaths. Missing value indicates insufficient data.

What affects cancer outcomes in Dane County?

Cancer risk factors

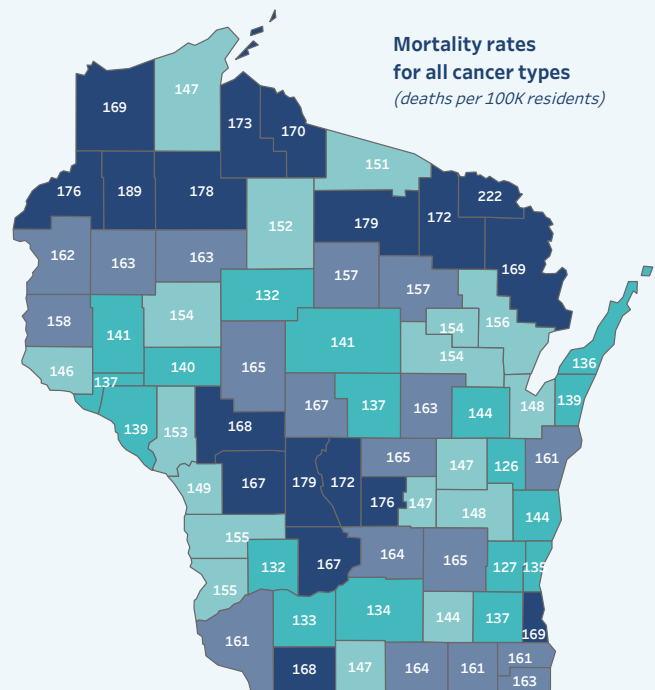


Screening and prevention



How counties compare on cancer rates

(5-year annual averages; 2015-2019 for incidence rates, 2016-2020 for mortality rates)



Cancer data profile for Dane County

	Dane County	State			
Cancer statistics	New cancer diagnoses per year	2,536	34,174	Wisconsin Cancer Reporting System, 2015-2019 annual average	
	Cancer incidence rate (diagnoses per 100K residents)	451	471	Wisconsin Cancer Reporting System, 2015-2019 annual average	
	Cancer deaths per year	763	11,487	Wisconsin Cancer Reporting System, 2016-2020 annual average	
	Cancer death rate (deaths per 100K residents)	134	153	Wisconsin Cancer Reporting System, 2016-2020 annual average	
	Lung cancer incidence rate (per 100K residents)	50.1	58.6	Wisconsin Cancer Reporting System, 2015-2019 annual average	
	Breast cancer incidence rate (per 100K women)	134.4	135.1	Wisconsin Cancer Reporting System, 2015-2019 annual average	
	Prostate cancer incidence rate (per 100K men)	98.0	118.3	Wisconsin Cancer Reporting System, 2015-2019 annual average	
	Colorectal cancer incidence rate (per 100K residents)	30.5	36.3	Wisconsin Cancer Reporting System, 2015-2019 annual average	
	HPV-related cancer incidence rate (per 100K residents)	11.9	11.4	U.S. Cancer Statistics, 2013-17 annual average, age-adjusted	
	Lung cancer death rate (per 100K residents)	27.4	35.6	Wisconsin Cancer Reporting System, 2016-2020 annual average	
	Breast cancer death rate (per 100K women)	18.3	18.4	Wisconsin Cancer Reporting System, 2016-2020 annual average	
	Prostate cancer death rate (per 100K men)	22.3	20.8	Wisconsin Cancer Reporting System, 2016-2020 annual average	
	Colorectal cancer death rate (per 100K residents)	9.0	12.1	Wisconsin Cancer Reporting System, 2016-2020 annual average	
	Behaviors & health care	Adult smoking rate	12.4%	15.4%	2019 Behavioral Risk Factor Surveillance System, CDC
Adult excessive drinking rate		24.6%	23.6%	2019 Behavioral Risk Factor Surveillance System, CDC	
Adult inactivity rate		15.5%	23.2%	2018 U.S. Diabetes Surveillance System	
Adult obesity rate		24.7%	34.2%	2018 U.S. Diabetes Surveillance System	
Population per Primary Care Physician		750	1,240	County Health Rankings, 2023	
Mammogram in past two years (age 50-74)		74.1%	78.0%	U.S. Cancer Statistics, BRFSS 2020	
Cervical cancer screening up-to-date (age 21-64)		85.5%	67.1%	U.S. Cancer Statistics, BRFSS 2020	
Colorectal cancer screening up-to-date (age 50-75)		66.0%	78.2%	U.S. Cancer Statistics, BRFSS 2020	
HPV vaccine initiation (males 11-12)		52.2%	39.5%	Wisconsin Immunization Registry, 2021	
HPV vaccine initiation (females 11-12)		52.4%	41.7%	Wisconsin Immunization Registry, 2021	
HPV vaccine initiation (males 13-17)		65.1%	62.5%	Wisconsin Immunization Registry, 2021	
HPV vaccine initiation (females 13-17)		66.8%	64.8%	Wisconsin Immunization Registry, 2021	
Population demographics		Population	555,474	5,895,908	U.S. Census American Community Survey 5-Year Estimates, 2021
		High school graduation rate	96%	93%	County Health Rankings 2023
	Age 65+ percentage	14%	18%	U.S. Census American Community Survey 5-Year Estimates, 2021	
	Rural percentage	12%	30%	Census of Population and Housing: Wisconsin, 2010	
	Hispanic percentage	6.7%	7.2%	U.S. Census American Community Survey 5-Year Estimates, 2021	
	Black percentage	5.1%	6.3%	U.S. Census American Community Survey 5-Year Estimates, 2021	
	Asian percentage	6.0%	2.8%	U.S. Census American Community Survey 5-Year Estimates, 2021	
	American Indian percentage	0.3%	0.8%	U.S. Census American Community Survey 5-Year Estimates, 2021	
	Non-Hispanic white percentage	81.6%	83.3%	U.S. Census American Community Survey 5-Year Estimates, 2021	
Social & economic factors	Median household income	\$77,653	\$67,150	U.S. Census Small Area Income and Poverty Estimates, 2020	
	Children in poverty	10.1%	13.6%	U.S. Census Small Area Income and Poverty Estimates, 2021	
	Food insecurity rate (adults)	7.0%	7.2%	Feeding America's Map of Meal Gap, 2020	
	Households without broadband internet	9.0%	14.0%	County Health Rankings 2023	
	Poverty rate	9.6%	10.0%	U.S. Census Small Area Income and Poverty Estimates, 2020	
	Unemployment rate	2.8%	3.8%	Bureau of Labor Statistics, 2021	
	Uninsured adult rate (under 65)	5.3%	7.8%	Small Area Health Insurance Estimates, 2020	
	Uninsured youth rate (under 19)	2.8%	4.4%	Small Area Health Insurance Estimates, 2020	
	Within 1/2 mile distance of parks	79.9%	81.8%	Wisconsin Environmental Public Health Tracking Program, 2020	
	Alcohol outlet density (per 500 residents)	1.12	1.45	Wisconsin Environmental Public Health Tracking Program, 2020-2021	
	Radon (pre-mitigation mean in tested buildings)	4.4	5.2	Environmental Public Health Tracking Network, 2014	

A missing value indicates insufficient data.