

Cancer in Calumet County

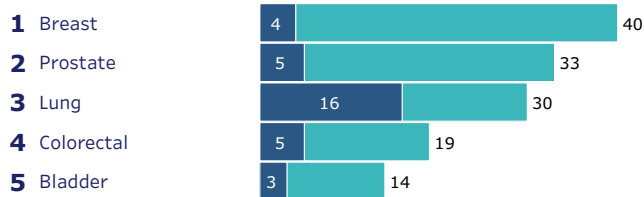
Choose a county:
Calumet



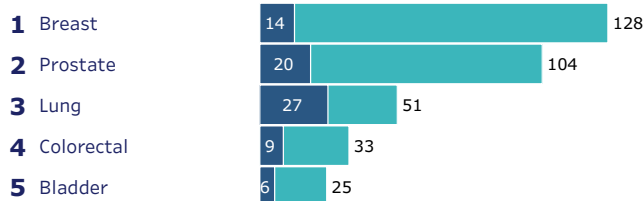
County population (2021):	52,128	State:	5.9 million
Percent rural:	28%		30%
Poverty rate:	4.5%		10.0%
Percent Hispanic:	4.6%		7.2%
Percent Black:	0.9%		6.3%
Percent Asian:	2.4%		2.8%
Percent American Indian:	0.4%		0.8%
Percent Non-Hispanic white:	92.3%		83.3%

5 most common cancers in Calumet County

Deaths / Cases per year



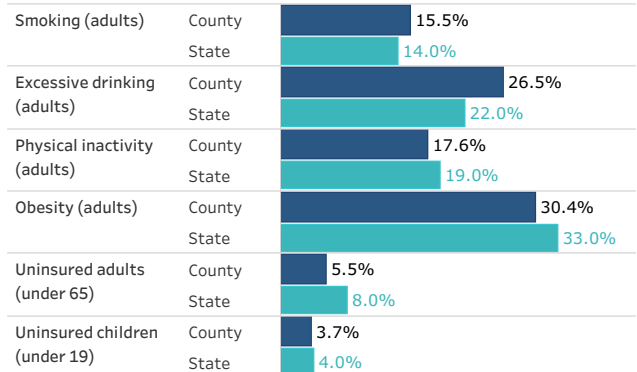
Deaths / Cases per 100,000 residents per year (age-adjusted)



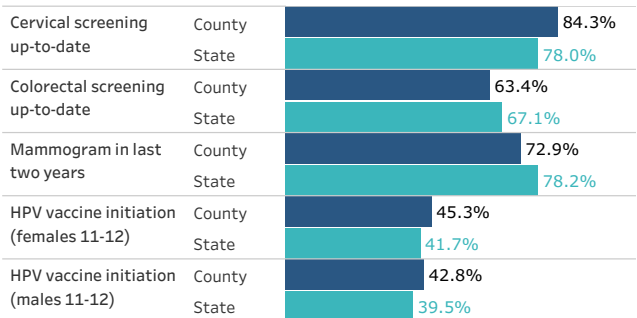
2015-2019 annual averages for cases, 2016-2020 for deaths. Missing value indicates insufficient data.

What affects cancer outcomes in Calumet County?

Cancer risk factors

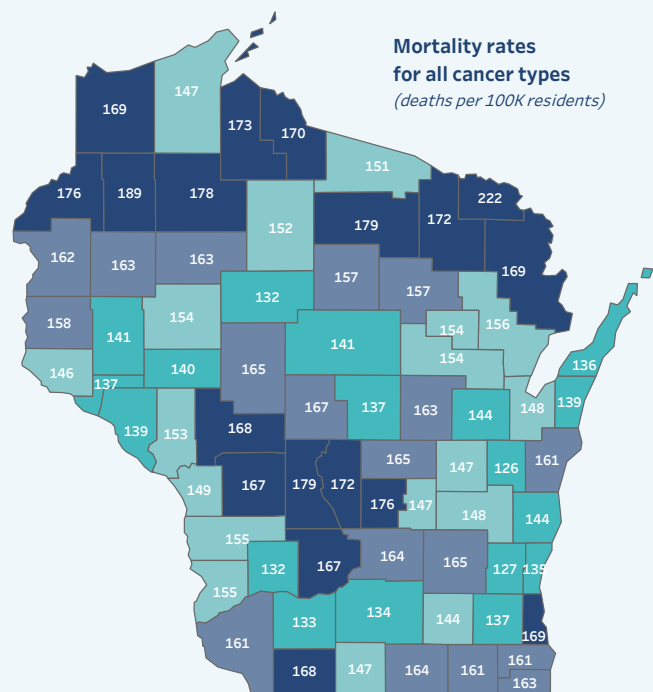
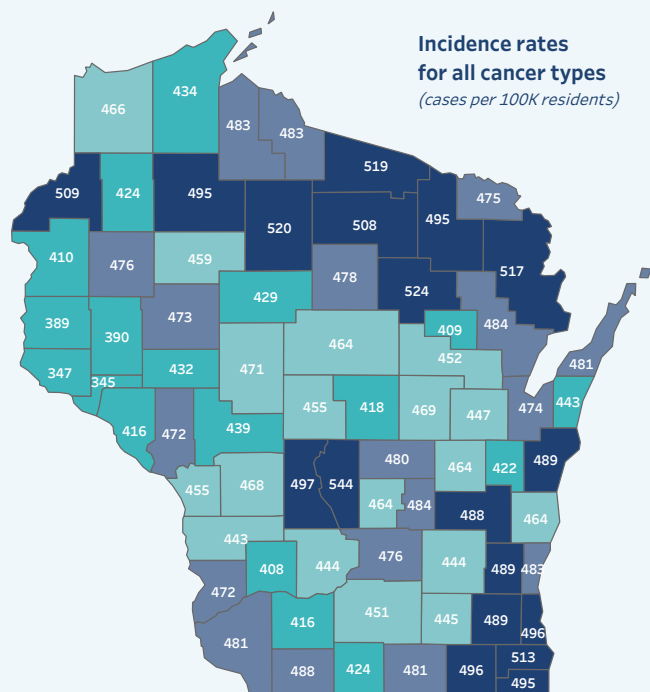


Screening and prevention



How counties compare on cancer rates

(5-year annual averages; 2015-2019 for incidence rates, 2016-2020 for mortality rates)



Cancer data profile for Calumet County

	Calumet County	State		
Cancer statistics	New cancer diagnoses per year	250	34,174	Wisconsin Cancer Reporting System, 2015-2019 annual average
	Cancer incidence rate (diagnoses per 100K residents)	422	471	Wisconsin Cancer Reporting System, 2015-2019 annual average
	Cancer deaths per year	73	11,487	Wisconsin Cancer Reporting System, 2016-2020 annual average
	Cancer death rate (deaths per 100K residents)	126	153	Wisconsin Cancer Reporting System, 2016-2020 annual average
	Lung cancer incidence rate (per 100K residents)	50.6	58.6	Wisconsin Cancer Reporting System, 2015-2019 annual average
	Breast cancer incidence rate (per 100K women)	128.3	135.1	Wisconsin Cancer Reporting System, 2015-2019 annual average
	Prostate cancer incidence rate (per 100K men)	104.1	118.3	Wisconsin Cancer Reporting System, 2015-2019 annual average
	Colorectal cancer incidence rate (per 100K residents)	33.0	36.3	Wisconsin Cancer Reporting System, 2015-2019 annual average
	HPV-related cancer incidence rate (per 100K residents)	9.5	11.4	U.S. Cancer Statistics, 2013-17 annual average, age-adjusted
	Lung cancer death rate (per 100K residents)	26.7	35.6	Wisconsin Cancer Reporting System, 2016-2020 annual average
	Breast cancer death rate (per 100K women)	13.7	18.4	Wisconsin Cancer Reporting System, 2016-2020 annual average
	Prostate cancer death rate (per 100K men)	20.2	20.8	Wisconsin Cancer Reporting System, 2016-2020 annual average
	Colorectal cancer death rate (per 100K residents)	9.3	12.1	Wisconsin Cancer Reporting System, 2016-2020 annual average
	Behaviors & health care	Adult smoking rate	15.5%	15.4%
Adult excessive drinking rate		26.5%	23.6%	2019 Behavioral Risk Factor Surveillance System, CDC
Adult inactivity rate		17.6%	23.2%	2018 U.S. Diabetes Surveillance System
Adult obesity rate		30.4%	34.2%	2018 U.S. Diabetes Surveillance System
Population per Primary Care Physician		8,370	1,240	County Health Rankings, 2023
Mammogram in past two years (age 50-74)		72.9%	78.0%	U.S. Cancer Statistics, BRFSS 2020
Cervical cancer screening up-to-date (age 21-64)		84.3%	67.1%	U.S. Cancer Statistics, BRFSS 2020
Colorectal cancer screening up-to-date (age 50-75)		63.4%	78.2%	U.S. Cancer Statistics, BRFSS 2020
HPV vaccine initiation (males 11-12)		42.8%	39.5%	Wisconsin Immunization Registry, 2021
HPV vaccine initiation (females 11-12)		45.3%	41.7%	Wisconsin Immunization Registry, 2021
HPV vaccine initiation (males 13-17)		58.6%	62.5%	Wisconsin Immunization Registry, 2021
HPV vaccine initiation (females 13-17)		61.7%	64.8%	Wisconsin Immunization Registry, 2021
Population demographics	Population	52,128	5,895,908	U.S. Census American Community Survey 5-Year Estimates, 2021
	High school graduation rate	95%	93%	County Health Rankings 2023
	Age 65+ percentage	15%	18%	U.S. Census American Community Survey 5-Year Estimates, 2021
	Rural percentage	28%	30%	Census of Population and Housing: Wisconsin, 2010
	Hispanic percentage	4.6%	7.2%	U.S. Census American Community Survey 5-Year Estimates, 2021
	Black percentage	0.9%	6.3%	U.S. Census American Community Survey 5-Year Estimates, 2021
	Asian percentage	2.4%	2.8%	U.S. Census American Community Survey 5-Year Estimates, 2021
	American Indian percentage	0.4%	0.8%	U.S. Census American Community Survey 5-Year Estimates, 2021
	Non-Hispanic white percentage	92.3%	83.3%	U.S. Census American Community Survey 5-Year Estimates, 2021
Social & economic factors	Median household income	\$78,666	\$67,150	U.S. Census Small Area Income and Poverty Estimates, 2020
	Children in poverty	6.5%	13.6%	U.S. Census Small Area Income and Poverty Estimates, 2021
	Food insecurity rate (adults)	4.9%	7.2%	Feeding America's Map of Meal Gap, 2020
	Households without broadband internet	10.0%	14.0%	County Health Rankings 2023
	Poverty rate	4.5%	10.0%	U.S. Census Small Area Income and Poverty Estimates, 2020
	Unemployment rate	2.8%	3.8%	Bureau of Labor Statistics, 2021
	Uninsured adult rate (under 65)	5.5%	7.8%	Small Area Health Insurance Estimates, 2020
	Uninsured youth rate (under 19)	3.7%	4.4%	Small Area Health Insurance Estimates, 2020
	Within 1/2 mile distance of parks	43.9%	81.8%	Wisconsin Environmental Public Health Tracking Program, 2020
	Alcohol outlet density (per 500 residents)	1.27	1.45	Wisconsin Environmental Public Health Tracking Program, 2020-2021
	Radon (pre-mitigation mean in tested buildings)	3.4	5.2	Environmental Public Health Tracking Network, 2014

A missing value indicates insufficient data.