

Cancer in Buffalo County

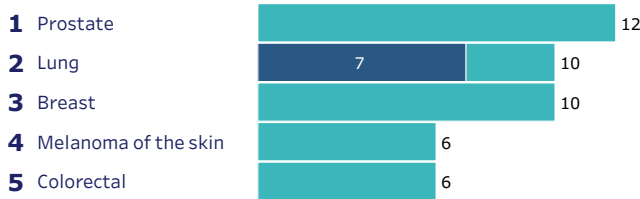
Choose a county:
Buffalo



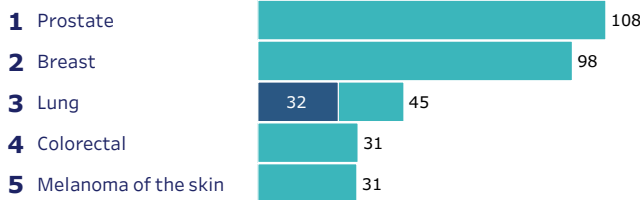
County population (2021):	13,314	State:	5.9 million
Percent rural:	100%		30%
Poverty rate:	8.0%		10.0%
Percent Hispanic:	2.5%		7.2%
Percent Black:	0.7%		6.3%
Percent Asian:	0.0%		2.8%
Percent American Indian:	0.2%		0.8%
Percent Non-Hispanic white:	96.1%		83.3%

5 most common cancers in Buffalo County

Deaths / Cases per year



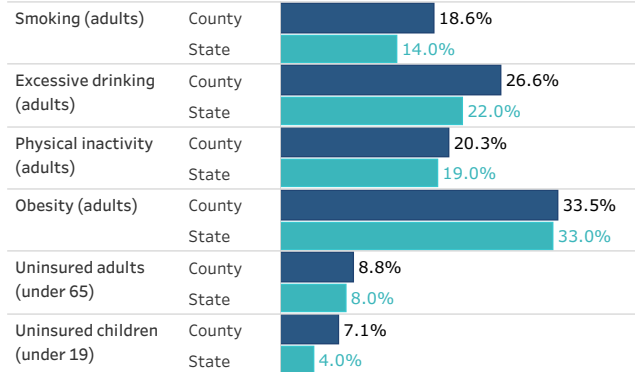
Deaths / Cases per 100,000 residents per year (age-adjusted)



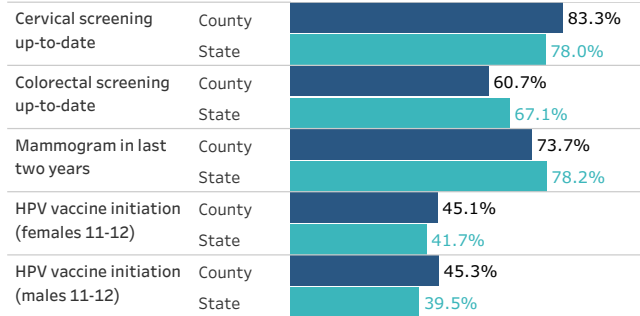
2015-2019 annual averages for cases, 2016-2020 for deaths. Missing value indicates insufficient data.

What affects cancer outcomes in Buffalo County?

Cancer risk factors



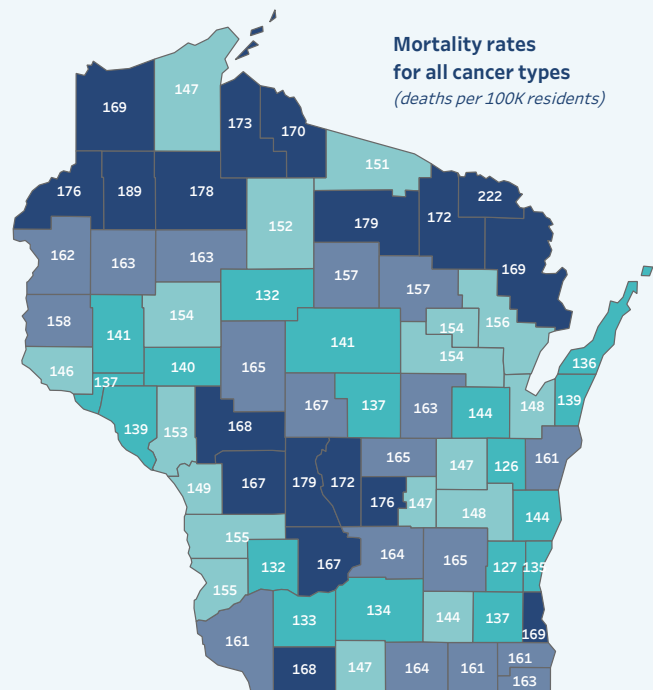
Screening and prevention



How counties compare on cancer rates

(5-year annual averages; 2015-2019 for incidence rates, 2016-2020 for mortality rates)

Legend: Highest rates (top 25%), Above state average, Below state average, Lowest rates (bottom 25%)



Cancer data profile for Buffalo County

	Buffalo County	State		
Cancer statistics	New cancer diagnoses per year	84	34,174	Wisconsin Cancer Reporting System, 2015-2019 annual average
	Cancer incidence rate (diagnoses per 100K residents)	416	471	Wisconsin Cancer Reporting System, 2015-2019 annual average
	Cancer deaths per year	30	11,487	Wisconsin Cancer Reporting System, 2016-2020 annual average
	Cancer death rate (deaths per 100K residents)	139	153	Wisconsin Cancer Reporting System, 2016-2020 annual average
	Lung cancer incidence rate (per 100K residents)	45.2	58.6	Wisconsin Cancer Reporting System, 2015-2019 annual average
	Breast cancer incidence rate (per 100K women)	97.7	135.1	Wisconsin Cancer Reporting System, 2015-2019 annual average
	Prostate cancer incidence rate (per 100K men)	107.9	118.3	Wisconsin Cancer Reporting System, 2015-2019 annual average
	Colorectal cancer incidence rate (per 100K residents)	31.1	36.3	Wisconsin Cancer Reporting System, 2015-2019 annual average
	HPV-related cancer incidence rate (per 100K residents)	8.3	11.4	U.S. Cancer Statistics, 2013-17 annual average, age-adjusted
	Lung cancer death rate (per 100K residents)	31.9	35.6	Wisconsin Cancer Reporting System, 2016-2020 annual average
	Breast cancer death rate (per 100K women)		18.4	Wisconsin Cancer Reporting System, 2016-2020 annual average
	Prostate cancer death rate (per 100K men)		20.8	Wisconsin Cancer Reporting System, 2016-2020 annual average
	Colorectal cancer death rate (per 100K residents)		12.1	Wisconsin Cancer Reporting System, 2016-2020 annual average
Behaviors & health care	Adult smoking rate	18.6%	15.4%	2019 Behavioral Risk Factor Surveillance System, CDC
	Adult excessive drinking rate	26.6%	23.6%	2019 Behavioral Risk Factor Surveillance System, CDC
	Adult inactivity rate	20.3%	23.2%	2018 U.S. Diabetes Surveillance System
	Adult obesity rate	33.5%	34.2%	2018 U.S. Diabetes Surveillance System
	Population per Primary Care Physician	4,340	1,240	County Health Rankings, 2023
	Mammogram in past two years (age 50-74)	73.7%	78.0%	U.S. Cancer Statistics, BRFSS 2020
	Cervical cancer screening up-to-date (age 21-64)	83.3%	67.1%	U.S. Cancer Statistics, BRFSS 2020
	Colorectal cancer screening up-to-date (age 50-75)	60.7%	78.2%	U.S. Cancer Statistics, BRFSS 2020
	HPV vaccine initiation (males 11-12)	45.3%	39.5%	Wisconsin Immunization Registry, 2021
	HPV vaccine initiation (females 11-12)	45.1%	41.7%	Wisconsin Immunization Registry, 2021
	HPV vaccine initiation (males 13-17)	58.4%	62.5%	Wisconsin Immunization Registry, 2021
	HPV vaccine initiation (females 13-17)	63.6%	64.8%	Wisconsin Immunization Registry, 2021
	Population demographics	Population	13,314	5,895,908
High school graduation rate		92%	93%	County Health Rankings 2023
Age 65+ percentage		22%	18%	U.S. Census American Community Survey 5-Year Estimates, 2021
Rural percentage		100%	30%	Census of Population and Housing: Wisconsin, 2010
Hispanic percentage		2.5%	7.2%	U.S. Census American Community Survey 5-Year Estimates, 2021
Black percentage		0.7%	6.3%	U.S. Census American Community Survey 5-Year Estimates, 2021
Asian percentage		0.0%	2.8%	U.S. Census American Community Survey 5-Year Estimates, 2021
American Indian percentage		0.2%	0.8%	U.S. Census American Community Survey 5-Year Estimates, 2021
Non-Hispanic white percentage		96.1%	83.3%	U.S. Census American Community Survey 5-Year Estimates, 2021
Social & economic factors		Median household income	\$61,382	\$67,150
	Children in poverty	10.6%	13.6%	U.S. Census Small Area Income and Poverty Estimates, 2021
	Food insecurity rate (adults)	8.8%	7.2%	Feeding America's Map of Meal Gap, 2020
	Households without broadband internet	16.0%	14.0%	County Health Rankings 2023
	Poverty rate	8.0%	10.0%	U.S. Census Small Area Income and Poverty Estimates, 2020
	Unemployment rate	4.2%	3.8%	Bureau of Labor Statistics, 2021
	Uninsured adult rate (under 65)	8.8%	7.8%	Small Area Health Insurance Estimates, 2020
	Uninsured youth rate (under 19)	7.1%	4.4%	Small Area Health Insurance Estimates, 2020
	Within 1/2 mile distance of parks	18.7%	81.8%	Wisconsin Environmental Public Health Tracking Program, 2020
	Alcohol outlet density (per 500 residents)	3.34	1.45	Wisconsin Environmental Public Health Tracking Program, 2020-2021
	Radon (pre-mitigation mean in tested buildings)	5.0 (<10 cases)	5.2	Environmental Public Health Tracking Network, 2014

A missing value indicates insufficient data.