

# Cancer in Brown County

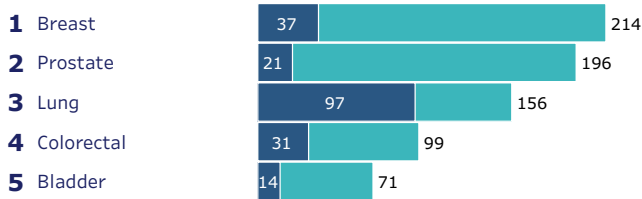
Choose a county:  
Brown



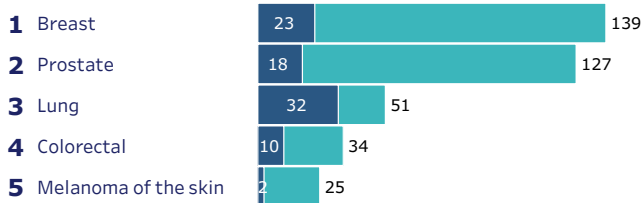
|                             |                |        |                    |
|-----------------------------|----------------|--------|--------------------|
| County population (2021):   | <b>267,364</b> | State: | <b>5.9 million</b> |
| Percent rural:              | <b>15%</b>     |        | <b>30%</b>         |
| Poverty rate:               | <b>8.5%</b>    |        | <b>10.0%</b>       |
| Percent Hispanic:           | <b>9.3%</b>    |        | <b>7.2%</b>        |
| Percent Black:              | <b>2.6%</b>    |        | <b>6.3%</b>        |
| Percent Asian:              | <b>3.2%</b>    |        | <b>2.8%</b>        |
| Percent American Indian:    | <b>2.1%</b>    |        | <b>0.8%</b>        |
| Percent Non-Hispanic white: | <b>82.5%</b>   |        | <b>83.3%</b>       |

## 5 most common cancers in Brown County

Deaths / Cases per year



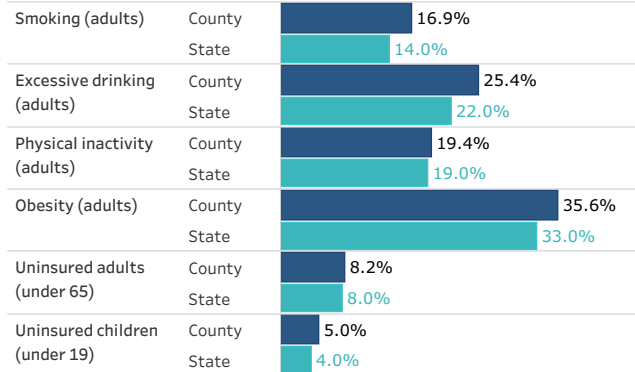
Deaths / Cases per 100,000 residents per year (age-adjusted)



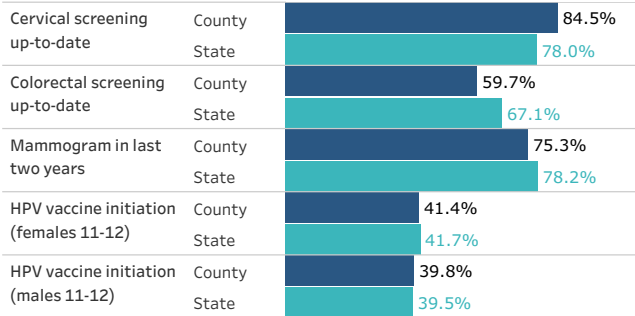
2015-2019 annual averages for cases, 2016-2020 for deaths. Missing value indicates insufficient data.

## What affects cancer outcomes in Brown County?

### Cancer risk factors

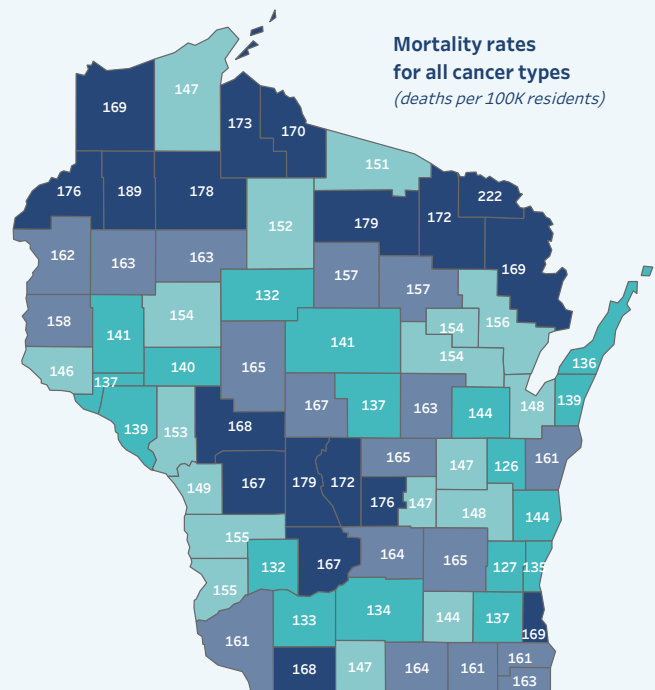
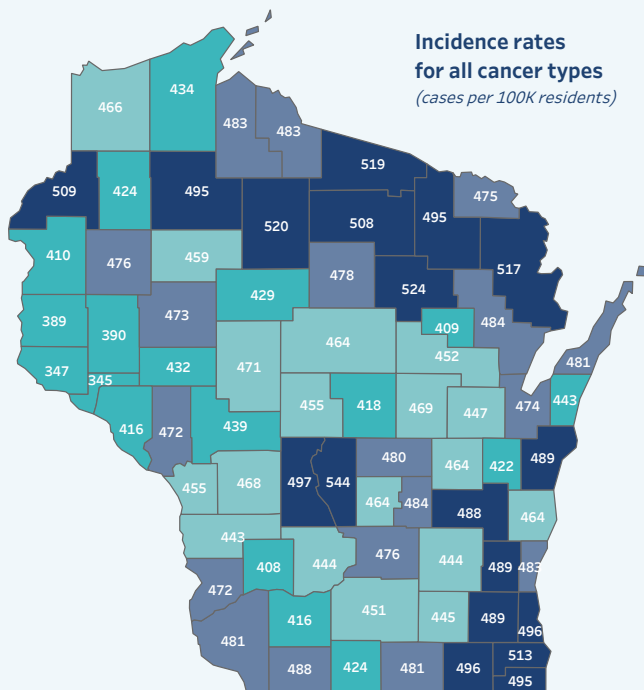



### Screening and prevention



## How counties compare on cancer rates

(5-year annual averages; 2015-2019 for incidence rates, 2016-2020 for mortality rates)



# Cancer data profile for Brown County

|  | Brown County   | State                       |          |   |  |
|--|--|-----------------------------|----------|---|--|
| <b>Cancer statistics</b>                           | New cancer diagnoses per year                          | 1,410                       | 34,174   | Wisconsin Cancer Reporting System, 2015-2019 annual average       |  |
|  | Cancer incidence rate (diagnoses per 100K residents)   | 474                         | 471      | Wisconsin Cancer Reporting System, 2015-2019 annual average       |  |
|  | Cancer deaths per year                                 | 444                         | 11,487   | Wisconsin Cancer Reporting System, 2016-2020 annual average       |  |
|  | Cancer death rate (deaths per 100K residents)          | 148                         | 153      | Wisconsin Cancer Reporting System, 2016-2020 annual average       |  |
|  | Lung cancer incidence rate (per 100K residents)        | 51.3                        | 58.6     | Wisconsin Cancer Reporting System, 2015-2019 annual average       |  |
|  | Breast cancer incidence rate (per 100K women)          | 139.3                       | 135.1    | Wisconsin Cancer Reporting System, 2015-2019 annual average       |  |
|  | Prostate cancer incidence rate (per 100K men)          | 127.2                       | 118.3    | Wisconsin Cancer Reporting System, 2015-2019 annual average       |  |
|  | Colorectal cancer incidence rate (per 100K residents)  | 34.1                        | 36.3     | Wisconsin Cancer Reporting System, 2015-2019 annual average       |  |
|  | HPV-related cancer incidence rate (per 100K residents) | 11.3                        | 11.4     | U.S. Cancer Statistics, 2013-17 annual average, age-adjusted      |  |
|  | Lung cancer death rate (per 100K residents)            | 31.7                        | 35.6     | Wisconsin Cancer Reporting System, 2016-2020 annual average       |  |
|  | Breast cancer death rate (per 100K women)              | 22.6                        | 18.4     | Wisconsin Cancer Reporting System, 2016-2020 annual average       |  |
|  | Prostate cancer death rate (per 100K men)              | 17.6                        | 20.8     | Wisconsin Cancer Reporting System, 2016-2020 annual average       |  |
|  | Colorectal cancer death rate (per 100K residents)      | 10.3                        | 12.1     | Wisconsin Cancer Reporting System, 2016-2020 annual average       |  |
|  | <b>Behaviors &amp; health care</b>                     | Adult smoking rate          | 16.9%    | 15.4%   | 2019 Behavioral Risk Factor Surveillance System, CDC         |
| Adult excessive drinking rate                      |  | 25.4%                       | 23.6%    | 2019 Behavioral Risk Factor Surveillance System, CDC              |  |
| Adult inactivity rate                              |  | 19.4%                       | 23.2%    | 2018 U.S. Diabetes Surveillance System                            |  |
| Adult obesity rate                                 |  | 35.6%                       | 34.2%    | 2018 U.S. Diabetes Surveillance System                            |  |
| Population per Primary Care Physician              |  | 1,420                       | 1,240    | County Health Rankings, 2023                                      |  |
| Mammogram in past two years (age 50-74)            |  | 75.3%                       | 78.0%    | U.S. Cancer Statistics, BRFSS 2020                                |  |
| Cervical cancer screening up-to-date (age 21-64)   |  | 84.5%                       | 67.1%    | U.S. Cancer Statistics, BRFSS 2020                                |  |
| Colorectal cancer screening up-to-date (age 50-75) |  | 59.7%                       | 78.2%    | U.S. Cancer Statistics, BRFSS 2020                                |  |
| HPV vaccine initiation (males 11-12)               |  | 39.8%                       | 39.5%    | Wisconsin Immunization Registry, 2021                             |  |
| HPV vaccine initiation (females 11-12)             |  | 41.4%                       | 41.7%    | Wisconsin Immunization Registry, 2021                             |  |
| HPV vaccine initiation (males 13-17)               |  | 59.4%                       | 62.5%    | Wisconsin Immunization Registry, 2021                             |  |
| HPV vaccine initiation (females 13-17)             |  | 61.8%                       | 64.8%    | Wisconsin Immunization Registry, 2021                             |  |
| <b>Population demographics</b>                     |  | Population                  | 267,364  | 5,895,908   | U.S. Census American Community Survey 5-Year Estimates, 2021 |
|  |  | High school graduation rate | 92%      | 93%   | County Health Rankings 2023                                  |
|  | Age 65+ percentage                                     | 15%                         | 18%      | U.S. Census American Community Survey 5-Year Estimates, 2021      |  |
|  | Rural percentage                                       | 15%                         | 30%      | Census of Population and Housing: Wisconsin, 2010                 |  |
|  | Hispanic percentage                                    | 9.3%                        | 7.2%     | U.S. Census American Community Survey 5-Year Estimates, 2021      |  |
|  | Black percentage                                       | 2.6%                        | 6.3%     | U.S. Census American Community Survey 5-Year Estimates, 2021      |  |
|  | Asian percentage                                       | 3.2%                        | 2.8%     | U.S. Census American Community Survey 5-Year Estimates, 2021      |  |
|  | American Indian percentage                             | 2.1%                        | 0.8%     | U.S. Census American Community Survey 5-Year Estimates, 2021      |  |
|  | Non-Hispanic white percentage                          | 82.5%                       | 83.3%    | U.S. Census American Community Survey 5-Year Estimates, 2021      |  |
|  | <b>Social &amp; economic factors</b>                   | Median household income     | \$67,232 | \$67,150  | U.S. Census Small Area Income and Poverty Estimates, 2020    |
| Children in poverty                                |  | 10.7%                       | 13.6%    | U.S. Census Small Area Income and Poverty Estimates, 2021         |  |
| Food insecurity rate (adults)                      |  | 8.1%                        | 7.2%     | Feeding America's Map of Meal Gap, 2020                           |  |
| Households without broadband internet              |  | 12.0%                       | 14.0%    | County Health Rankings 2023                                       |  |
| Poverty rate                                       |  | 8.5%                        | 10.0%    | U.S. Census Small Area Income and Poverty Estimates, 2020         |  |
| Unemployment rate                                  |  | 3.4%                        | 3.8%     | Bureau of Labor Statistics, 2021                                  |  |
| Uninsured adult rate (under 65)                    |  | 8.2%                        | 7.8%     | Small Area Health Insurance Estimates, 2020                       |  |
| Uninsured youth rate (under 19)                    |  | 5.0%                        | 4.4%     | Small Area Health Insurance Estimates, 2020                       |  |
| Within 1/2 mile distance of parks                  |  | 69.1%                       | 81.8%    | Wisconsin Environmental Public Health Tracking Program, 2020      |  |
| Alcohol outlet density (per 500 residents)         |  | 1.18                        | 1.45     | Wisconsin Environmental Public Health Tracking Program, 2020-2021 |  |
| Radon (pre-mitigation mean in tested buildings)    |  | 4.6                         | 5.2      | Environmental Public Health Tracking Network, 2014                |  |

A missing value indicates insufficient data.