

# Cancer in Green County

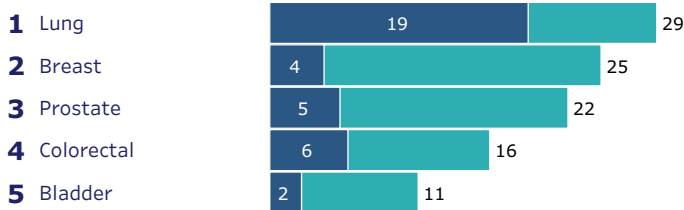
Explore our interactive dashboards  
at [www.wicancer.org/data](http://www.wicancer.org/data)  
Green



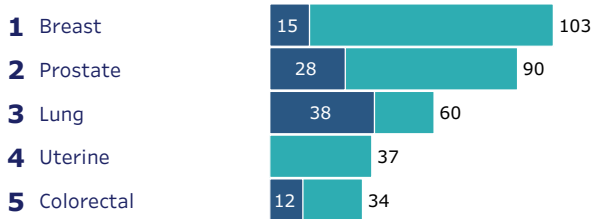
County population (2016):	<b>36,896</b>	State: <b>5.82 million</b>
Percent rural:	<b>60%</b>	<b>30%</b>
Poverty rate:	<b>8%</b>	<b>10%</b>
Percent Hispanic:	<b>3.0%</b>	<b>7.1%</b>
Percent Black:	<b>0.5%</b>	<b>6.7%</b>
Percent Asian:	<b>0.6%</b>	<b>3.0%</b>
Percent American Indian:	<b>0.3%</b>	<b>1.2%</b>
Percent Non-Hispanic white:	<b>96.2%</b>	<b>87%</b>

## 5 most common cancers in Green County

Deaths / Cases per year



Deaths / Cases per 100,000 residents per year (age-adjusted)



2012-2016 annual averages. When no value appears, insufficient data are available.

## What affects cancer outcomes in Green County?

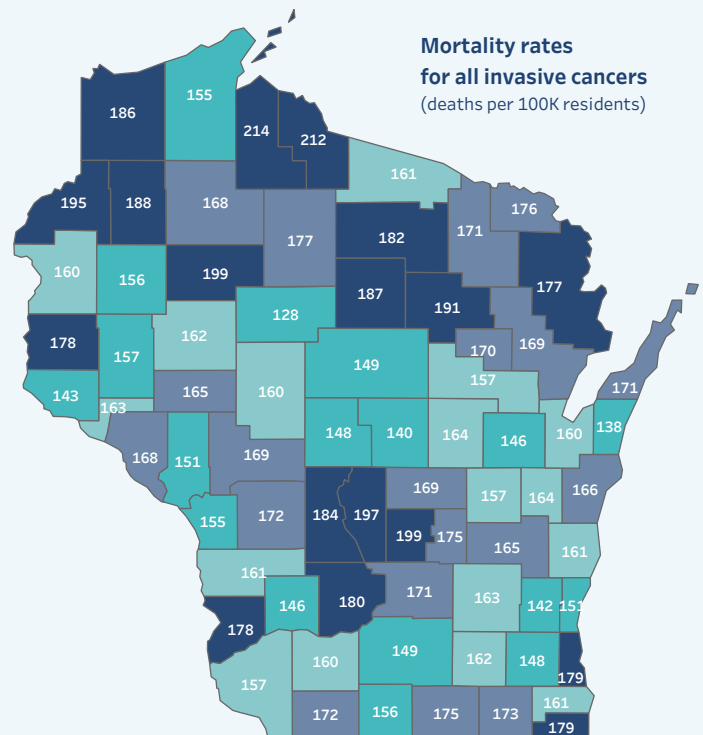
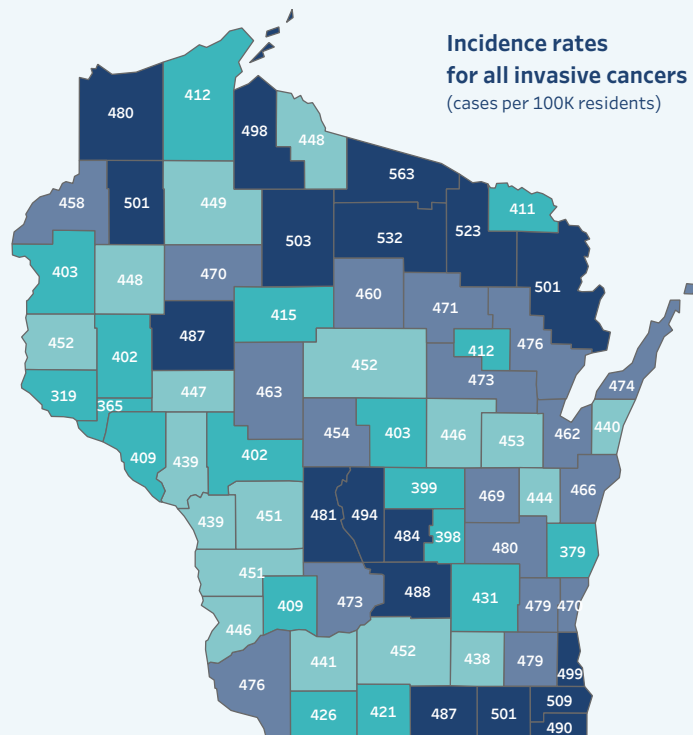
### Cancer risk factors

Adult smoking	County	14.2%
	State	17.1%
Excessive drinking	County	25.2%
	State	26.2%
Physical inactivity	County	22.3%
	State	21.1%
Adult obesity	County	33.1%
	State	30.6%
Uninsured adults	County	6.0%
	State	8.0%
Uninsured children	County	4.0%
	State	4.0%

### Screening and prevention

Colorectal screening	County	61.6%
	State	76.2%
Mammogram	County	71.8%
	State	75.7%
Pap test	County	77.6%
	State	71.7%
HPV vaccine completion (Males 13-17)	County	27.1%
	State	34.9%
HPV vaccine completion (Females 13-17)	County	36.7%
	State	42.4%

## How counties compare on cancer rates (2012-2016 annual averages)



# Cancer data profile for Green County

	Green County	State		
Cancer statistics	New cancer diagnoses per year	200	32,160	2012-16 annual average, U.S. Cancer Statistics
	Cancer incidence rate (diagnoses per 100K residents)	421	467	2012-16 annual average, age-adjusted, U.S. Cancer Statistics
	Cancer deaths per year	75	11,398	2012-16 annual average, U.S. Cancer Statistics
	Cancer death rate (deaths per 100K residents)	156	163	2012-16 annual average, age-adjusted, U.S. Cancer Statistics
	Lung cancer incidence rate (per 100K residents)	59.7	59.8	2012-16 annual average, age-adjusted, U.S. Cancer Statistics
	Breast cancer incidence rate (per 100K women)	102.9	130.6	2012-16 annual average, age-adjusted, U.S. Cancer Statistics
	Prostate cancer incidence rate (per 100K men)	90.0	108.2	2012-16 annual average, age-adjusted, U.S. Cancer Statistics
	Colorectal cancer incidence rate (per 100K residents)	33.5	37.2	2012-16 annual average, age-adjusted, U.S. Cancer Statistics
	HPV-related cancer incidence rate (per 100K residents)	10.1	11.4	2013-17 annual average, age-adjusted, U.S. Cancer Statistics
	Lung cancer death rate (per 100K residents)	38.3	41.30	2012-16 annual average, age-adjusted, U.S. Cancer Statistics
	Breast cancer death rate (per 100K women)	14.6	19.60	2012-16 annual average, age-adjusted, U.S. Cancer Statistics
	Prostate cancer death rate (per 100K men)	27.5	20.70	2012-16 annual average, age-adjusted, U.S. Cancer Statistics
	Colorectal cancer death rate (per 100K residents)	12.1	13.40	2012-16 annual average, age-adjusted, U.S. Cancer Statistics
Behaviors & healthcare	Adult smoking rate	9.9%	15.4%	2016-19 Behavioral Risk Factor Surveillance System
	Adult excessive drinking rate	27.8%	24.0%	2016-19 Behavioral Risk Factor Surveillance System
	Adult inactivity rate	17.4%	21.8%	2018 U.S. Diabetes Surveillance System
	Adult obesity rate	24.6%	34.2%	2018 U.S. Diabetes Surveillance System
	Primary care physicians per 10K residents	5.7	7.8	2017 Area Health Resource File / American Medical Association
	Colonoscopy in past 10 years (age 50+)	79.9%	75.2%	2014-2018 Behavioral Risk Factor Surveillance System (biannual)
	Mammogram in past 2 years (age 40+)	69.2%	71.8%	2014-2018 Behavioral Risk Factor Surveillance System (biannual)
	Pap test in past 3 years (age 21-64)		83.8%	2014-2018 Behavioral Risk Factor Surveillance System (biannual)
	HPV vaccination rate: Boys age 11-12, completed	16.9%	13.0%	2018 Wisconsin Immunization Registry
	HPV vaccination rate: Girls age 11-12, completed	21.1%	14.0%	2018 Wisconsin Immunization Registry
	HPV vaccination rate: Boys age 13-17, completed	51.4%	39.4%	2018 Wisconsin Immunization Registry
HPV vaccination rate: Girls age 13-17, completed	57.4%	45.0%	2018 Wisconsin Immunization Registry	
Population demographics	Population	36,896	5,822,434	2018 U.S. Census American Community Survey 5-Year Estimates
	Rural percentage	60.2%	29.8%	2010 Census of Population and Housing: Wisconsin
	Age 65+ percentage	17.5%	17.5%	2018 U.S. Census American Community Survey 5-Year Estimates
	High school graduation rate	96.0%	89.0%	Wisconsin Department of Public Instruction 2016-2017 Cohort
	Some college (percentage of age 25+)	69.0%	69.0%	2017 U.S. Census American Community Survey 5-Year Estimates
	Hispanic percentage	3.0%	7.1%	2018 U.S. Census American Community Survey 5-Year Estimates
	Black percentage	0.5%	6.7%	2018 U.S. Census American Community Survey 5-Year Estimates
	Asian percentage	0.6%	3.0%	2018 U.S. Census American Community Survey 5-Year Estimates
	American Indian percentage	0.3%	1.2%	2018 U.S. Census American Community Survey 5-Year Estimates
	Non-Hispanic white percentage	96.2%	87.0%	2018 U.S. Census American Community Survey 5-Year Estimates
	Social & economic factors	Median household income	\$63,160	\$60,779
Unemployment rate		2.6%	3.0%	2018 Bureau of Labor Statistics
Food insecurity rate		8.0%	10.0%	2018 Feeding America's Map of Meal Gap
Poverty rate		7.6%	10.4%	2018 U.S. Census American Community Survey 5-Year Estimates
Children in poverty		10.0%	14.0%	2018 U.S. Census Small Area Income and Poverty Estimates
Children in single-parent homes		27.0%	32.0%	2018 U.S. Census American Community Survey 5-Year Estimates
Uninsured adult rate		6.0%	7.0%	2017 Small Area Health Insurance Estimates
Uninsured youth rate		4.0%	4.0%	2017 Small Area Health Insurance Estimates
Violent crimes per 10K residents		23	17	2014-2016 FBI Uniform Crime Data
Air pollution rating (PM2.5 rate)		10.2	8.6	2014 Environmental Public Health Tracking Network

Blank values indicate insufficient data is available. \* The Wisconsin Cancer Reporting System cautions that this is an unstable estimate due to small sample size.